



TOWN OF HUACHUCA CITY, ARIZONA
FINANCIAL STATEMENTS
FOR THE FISCAL YEAR ENDED JUNE 30, 2021
WITH REPORT OF
INDEPENDENT CERTIFIED PUBLIC ACCOUNTANTS

TOWN OF HUACHUCA CITY, ARIZONA

Table of Contents

Financial Section:

Independent Auditors' Report 1
Management's Discussion and Analysis 5

Basic Financial Statements

Government-wide Financial Statements

Statement of Net Position..... 19
Statement of Activities 20

Fund Financial Statements:

Balance Sheet – Governmental Funds..... 21
Reconciliation of Total Governmental Fund Balances
To Net Position of Governmental Activities..... 22
Statement of Revenues, Expenditures, and Changes in
Fund Balances – Governmental Funds..... 23
Reconciliation of the Statement of Revenues, Expenditures and Changes
in Fund Balances of Governmental Funds to the Statement of Activities..... 24
Statement of Net Position - Proprietary Funds..... 25
Statement of Revenues, Expenses and Changes
in Net Position - Proprietary Funds 26
Statement of Cash Flows - Proprietary Funds 27
Statement of Fiduciary Net Position - Fiduciary Funds 28
Statement of Changes in Fiduciary Net Position - Fiduciary Funds 29

Notes to the Financial Statements..... 30

Required Supplemental Information:

Schedule of Changes in the Net Pension/OPEB Liability and Related Ratios 63
Schedule of Pension/OPEB Contributions..... 65
Notes to Pension/OPEB Plan Schedules..... 66

Schedule of Revenues, Expenditures, and Changes in Fund Balance – Budget
and Actual – General Fund..... 70
Schedule of Revenues, Expenditures, and Changes in Fund Balance – Budget
and Actual – Streets Fund 72

Supplementary Information:

Combining and Individual Fund Financial Statements and Schedules:	
Combining Balance Sheet – Non-major Governmental Funds.....	74
Combining Statement of Revenues, Expenditures and Changes in Fund Balances – Non-major Governmental Funds	75
Schedule of Revenues, Expenditures, and Changes in Fund Balance – Budget and Actual – Police Grants Fund.....	76
Schedule of Revenues, Expenditures, and Changes in Fund Balance – Budget and Actual – Community Development Block Grant Fund	77
Schedule of Revenues, Expenditures, and Changes in Fund Balance – Budget and Actual – Grant Opportunity Fund.....	78
Schedule of Revenues, Expenditures, and Changes in Fund Balance – Budget and Actual – Library Grant Fund	79

Other Communications From Independent Auditors:

Independent Auditors’ Report on Internal Control over Financial Reporting and on Compliance and Other Matters	81
Report on Compliance with State Laws and Regulations	83

FINANCIAL SECTION

This page intentionally left blank



Independent Auditors' Report

The Honorable Mayor and
Town Council
Town of Huachuca City, Arizona

Report on the Financial Statements

We have audited the accompanying financial statements of the governmental activities, the business-type activities, each major fund, and the aggregate remaining fund information of the Town of Huachuca City, Arizona, as of and for the fiscal year ended June 30, 2021, and the related notes to the financial statements, which collectively comprise the Town's basic financial statements as listed in the table of contents.

Management's Responsibility for the Financial Statements

Management is responsible for the preparation and fair presentation of these financial statements in accordance with accounting principles generally accepted in the United States of America; this includes the design, implementation, and maintenance of internal control relevant to the preparation and fair presentation of financial statements that are free from material misstatement, whether due to fraud or error.

Auditors' Responsibility

Our responsibility is to express opinions on these financial statements based on our audit. We conducted our audit in accordance with auditing standards generally accepted in the United States of America and the standards applicable to financial audits contained in *Government Auditing Standards*, issued by the Comptroller General of the United States. Those standards require that we plan and perform the audit to obtain reasonable assurance about whether the financial statements are free from material misstatement.

An audit involves performing procedures to obtain audit evidence about the amounts and disclosures in the financial statements. The procedures selected depend on the auditors' judgment, including the assessment of the risks of material misstatement of the financial statements, whether due to fraud or error. In making those risk assessments, the auditor considers internal control relevant to the entity's preparation and fair presentation of the financial statements in order to design audit procedures that are appropriate in the circumstances, but not for the purpose of expressing an opinion on the effectiveness of the entity's internal control. Accordingly, we express no such opinion. An audit also includes evaluating the appropriateness of accounting policies used and the reasonableness of significant accounting estimates made by management, as well as evaluating the overall presentation of the financial statements.

We believe that the audit evidence we have obtained is sufficient and appropriate to provide a basis for our audit opinions.

Opinions

In our opinion, the financial statements referred to above present fairly, in all material respects, the respective financial position of the governmental activities, the business-type activities, each major fund, and the aggregate remaining fund information of the Town of Huachuca City, Arizona, as of June 30, 2021, and the respective changes in financial position, and, where applicable, cash flows thereof for the year then ended in accordance with accounting principles generally accepted in the United States of America.

Other Matters

Required Supplementary Information

Accounting principles generally accepted in the United States of America require that the management's discussion and analysis, the pension/OPEB schedules and notes as listed in the table of contents, and budgetary comparison information as listed in the table of contents be presented to supplement the basic financial statements. Such information, although not a part of the basic financial statements, is required by the Governmental Accounting Standards Board, who considers it to be an essential part of financial reporting for placing the basic financial statements in an appropriate operational, economic, or historical context. We have applied certain limited procedures to the required supplementary information in accordance with auditing standards generally accepted in the United States of America, which consisted of inquiries of management about the methods of preparing the information and comparing the information for consistency with management's responses to our inquiries, the basic financial statements, and other knowledge we obtained during our audit of the basic financial statements. We do not express an opinion or provide any assurance on the information because the limited procedures do not provide us with sufficient evidence to express an opinion or provide any assurance.

Other Information

Our audit was conducted for the purpose of forming opinions on the financial statements that collectively comprise the Town of Huachuca City, Arizona's basic financial statements. The combining nonmajor fund financial statements, and nonmajor fund budget and actual schedules are presented for purposes of additional analysis and are not a required part of the basic financial statements.

The supplementary combining nonmajor fund financial statements and nonmajor fund budget and actual schedules were derived from and relate directly to the underlying accounting and other records used to prepare the basic financial statements. Such information has been subjected to the auditing procedures applied in the audit of the basic financial statements and certain additional procedures, including comparing and reconciling such information directly to the underlying accounting and other records used to prepare the basic financial statements or to the basic financial statements themselves, and other additional procedures in accordance with auditing standards generally accepted in the United States of America. In our opinion, the supplementary budgetary comparison information for combining nonmajor fund financial statements and nonmajor fund budget and actual schedules are fairly stated in all material respects in relation to the basic financial statements as a whole.

Other Reporting Required by *Government Auditing Standards*

In accordance with *Government Auditing Standards*, we have also issued our report dated November 7, 2022 on our consideration of the Town of Huachuca City, Arizona's internal control over financial reporting and on our tests of its compliance with certain provisions of laws, regulations, contracts, and grant agreements and other matters. The purpose of that report is to describe the scope of our testing of internal control over financial reporting and compliance and the results of that testing, and not to provide an opinion on internal control over financial reporting or on compliance. That report is an integral part of an audit performed in accordance with *Government Auditing Standards* in considering Town of Huachuca City, Arizona's internal control over financial reporting and compliance.



HintonBurdick, PLLC
Gilbert, Arizona
November 7, 2022

This page intentionally left blank

MANAGEMENT'S DISCUSSION AND ANALYSIS
(Required Supplementary Information)

This page intentionally left blank

**TOWN OF HUACHUCA CITY, ARIZONA
MANAGEMENT'S DISCUSSION AND ANALYSIS
For the Year Ended June 30, 2021**

As management of the Town of Huachuca City, we offer readers of the Town's financial statements this narrative overview and analysis of the financial activities of the Town for the fiscal year ended June 30, 2021. This discussion and analysis is designed to (1) assist the reader in focusing on significant financial issues, (2) provide an overview of the Town's financial activity (3) identify changes in the Town's financial position (4) identify any material deviations from the financial plan (the approved budget) and (5) individual fund issues or concerns. Please read in conjunction with the accompanying financial statements.

FINANCIAL HIGHLIGHTS

- The Town's total net position at the close of the fiscal year was \$10.2 million. This amount is comprised of \$8.16 million in net investment in capital assets, \$3.79 million of restricted net position and (\$1.73) million in unrestricted net position.
- Governmental net position increased by \$176,076 (excluding the restatement adjustments, see note 15) and Business-Type net position increased by \$152,113.
- Total City and State Sales tax revenue increased by 12 percent from last year and combined are the largest general revenue sources in the budget for the governmental activities.
- Improvements and additions totaling \$262,597 were made to the Town's capital assets.
- Total debt service payments, including interest expense were \$122,987. The Town acquired vehicles through a capital lease totaling \$124,864. Overall, compensated absences increased by \$4,572, the net pension/OPEB liability increased by \$362,448, and the Landfill closure/post-closure liability increased by \$98,426. The Town reported approximately \$4.6 million in total outstanding debt at the close of the year.
- The General Fund's unassigned fund deficit decreased by \$116,971 to (\$1,840,620).
- Other governmental fund balances increased by \$152,576 to \$1,325,403, all of which is restricted.

USING THIS ANNUAL REPORT

This annual report consists of a series of financial statements. The three components of the financial statements are: (1) Government-wide financial statements which include the Statement of Net Position and the Statement of Activities. These statements provide information about the activities of the Town as a whole. (2) Fund financial statements tell how these services were financed in the short term as well as what remains for future spending. Fund financial statements also report the Town's operations in more detail than the government-wide statements by providing information about the Town's most significant funds. (3) Notes to the financial statements.

Reporting the Town as a Whole

The Statement of Net Position and the Statement of Activities (Government-wide)

A frequently asked question regarding the Town's financial health is whether the year's activities contributed positively to the overall financial well-being. The Statement of Net Position and the Statement of Activities report information about the Town as a whole and about its activities in a way that helps answer this question. These statements include all assets and liabilities using the accrual basis of accounting, which is similar to the accounting used by most private-sector companies. All of the current year's revenues and expenses are taken into account regardless of when cash is received or paid.

These two statements report the Town's net position and changes in them. Net position, the difference between assets and liabilities, are one way to measure the Town's financial health, or financial position. Over time, increases or decreases in net position are an indicator of whether the financial health is improving or deteriorating. However, it is important to consider other non-financial factors such as changes in the Town's property tax base or condition of the Town's roads to accurately assess the overall health of the Town.

The Statement of Net Position and the Statement of Activities, present information about the following:

- Government activities – All of the Town's basic services are considered to be governmental activities, including general government, public safety, public works/streets, economic development, culture and recreation, and interest on long-term debt. Sales tax, federal grants, intergovernmental revenues and charges for services finance most of these activities.
- Proprietary activities/Business type activities – The Town charges a fee to customers that is intended to cover all or most of the cost of the services provided.

Reporting the Town's Most Significant Funds

Fund Financial Statements

The fund financial statements provide detailed information about the most significant funds—not the Town as a whole. Some funds are required to be established by State law and by bond covenants. However, management establishes other funds which aid in the management of money for particular purposes or meet legal responsibilities associated with the usage of certain taxes, grants, and other money. The Town's two major kinds of funds, governmental and proprietary, use different accounting approaches as explained below.

- Governmental funds – Most of the Town's basic services are reported in governmental funds. Governmental funds focus on how resources flow in and out with the balances remaining at year-end that are available for spending. These funds are reported using an accounting method called the modified accrual accounting method, which measures cash and all other financial assets that can readily be converted to cash. The governmental fund statements provide a detailed short-term view of the Town's general government operations and the basic services it provides. Government fund information shows whether there are more or fewer financial resources that can be spent in the near future to finance the Town's programs. We describe the relationship (or differences) between governmental activities (reported in the Statement of Net Position and the Statement of Activities) and governmental funds in a reconciliation included on pages 22 and 24.
- Proprietary funds – When the Town charges customers for the services it provides, these services are generally reported in proprietary funds. Proprietary funds are reported in the same way that all activities are reported in the Statement of Net Position and the Statement of Activities.

GOVERNMENT-WIDE FINANCIAL ANALYSIS

Net position may serve over time as a useful indicator of the Town's financial position. The Town's combined assets exceed liabilities by \$10.2 million as of June 30, 2021 as shown in the following condensed statement of net position.

Town of Huachuca City Statement of Net Position

	Governmental activities		Business-type activities		Combined Total	
	June 30, 2021	June 30, 2020	June 30, 2021	June 30, 2020	June 30, 2021	June 30, 2020
Current and other assets	\$ (333,107)	\$ (633,689)	\$ 6,149,981	\$ 5,668,695	\$ 5,816,874	5,035,006
Capital assets	3,822,830	3,801,787	5,286,205	5,547,372	9,109,035	9,349,159
Total assets	3,489,723	3,168,098	11,436,186	11,216,067	14,925,909	14,384,165
Deferred outflows of resources	441,468	192,244	-	-	441,468	192,244
Long-term liabilities outstanding	926,882	474,677	410,180	470,530	1,337,062	945,207
Other liabilities	203,676	144,153	3,310,640	3,182,284	3,514,316	3,326,437
Total liabilities	1,130,558	618,830	3,720,820	3,652,814	4,851,378	4,271,644
Deferred inflows of resources	294,658	367,011	-	-	294,658	367,011
Net position:						
Invested in capital assets, net of related debt	3,343,731	3,443,787	4,815,675	5,014,579	8,159,406	8,458,366
Restricted	1,360,046	1,211,792	2,426,190	2,217,131	3,786,236	3,428,923
Unrestricted	(2,197,802)	(2,281,078)	473,501	331,543	(1,724,301)	(1,949,535)
Total net position	\$ 2,505,975	\$ 2,374,501	\$ 7,715,366	\$ 7,563,253	\$ 10,221,341	\$ 9,937,754

The Town has \$15.36 million in total assets and deferred outflows, with \$9.11 million in capital assets (net of depreciation). The Town's Utility Funds, (Water, Sewer, Sanitation, and Landfill) operations are included in the Business-type activities column.

Governmental Activities

The Town's governmental programs include: General Government, Public Safety, Highways and Streets, and Culture and Recreation. Each programs' net cost (total cost less revenues generated by the activities) is presented below. The net cost shows the extent to which the Town's general taxes support each of the Town's programs.

Town of Huachuca City Changes in Net Position

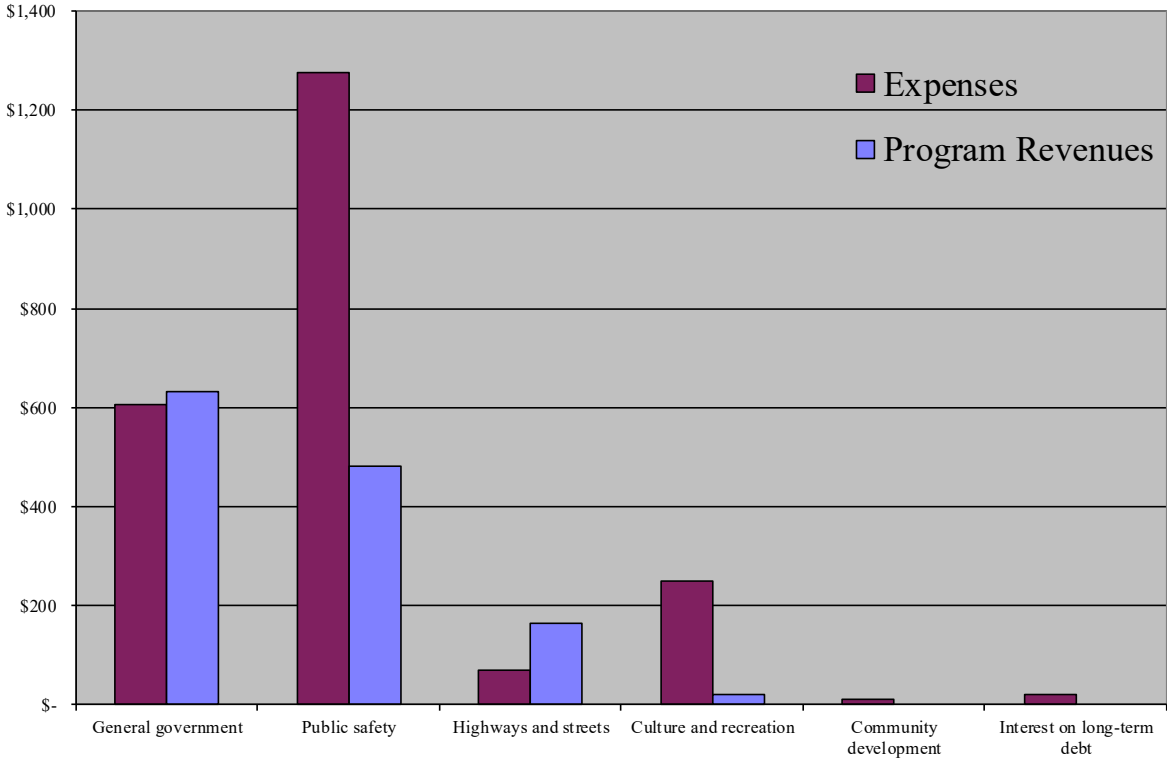
	Governmental activities		Business-type activities		Combined Total	
	June 30, 2021	June 30, 2020	June 30, 2021	June 30, 2020	June 30, 2021	June 30, 2020
Revenues:						
Program revenues:						
Charges for services	\$ 767,852	\$ 870,056	\$ 2,412,377	\$ 2,156,118	\$ 3,180,229	\$ 3,026,174
Operating grants and contributions	400,684	524,320	-	-	400,684	524,320
Capital grants and contributions	130,179	2,297	-	-	130,179	2,297
General revenues:						
Sales taxes	551,641	491,478	-	-	551,641	491,478
Other taxes	106,926	113,741	-	-	106,926	113,741
State revenue sharing	357,734	317,623	-	-	357,734	317,623
Other	91,145	107,782	31,047	43,875	122,192	151,657
Total revenues	<u>2,406,161</u>	<u>2,427,297</u>	<u>2,443,424</u>	<u>2,199,993</u>	<u>4,849,585</u>	<u>4,627,290</u>
Expenses:						
General government	604,234	726,301	-	-	604,234	726,301
Public safety	1,274,920	1,154,044	-	-	1,274,920	1,154,044
Highways and streets	69,597	66,215	-	-	69,597	66,215
Culture and recreation	250,246	252,456	-	-	250,246	252,456
Community development	11,042	-	-	-	11,042	-
Interest on long-term debt	20,046	-	-	-	20,046	-
Water	-	-	367,116	301,038	367,116	301,038
Sewer	-	-	229,251	210,286	229,251	210,286
Sanitation	-	-	133,469	137,237	133,469	137,237
Landfill	-	-	1,561,475	1,605,501	1,561,475	1,605,501
Total expenses	<u>2,230,085</u>	<u>2,199,016</u>	<u>2,291,311</u>	<u>2,254,062</u>	<u>4,521,396</u>	<u>4,453,078</u>
(Decrease)/Increase in net assets	176,076	198,281	152,113	(54,069)	328,189	144,212
Net position, beginning	2,374,501	2,505,212	7,563,253	7,617,322	9,937,754	10,122,534
Restatement adjustment	(44,602)	(328,992)	-	-	(44,602)	(328,992)
Net position, ending	<u>\$ 2,505,975</u>	<u>\$ 2,374,501</u>	<u>\$ 7,715,366</u>	<u>\$ 7,563,253</u>	<u>\$ 10,221,341</u>	<u>\$ 9,937,754</u>

The cost of all governmental activities this year was \$2.23 million as shown in the schedule of Changes in Net Position above. \$767,852 of this cost was paid for by those who directly benefited from the programs. \$530,863 was subsidized by grants received from other governmental organizations for both capital and operating activities. General taxes, Urban Revenue Sharing, investment earnings and other revenues totaled \$1,107,446.

Total resources available during the year to finance governmental operations were \$4.73 million consisting of Net position at July 1, 2020 (as restated) of \$2.33 million, program revenues of \$1.30 million and General Revenues of \$1.10 million. Total Governmental Activities expenses during the year were \$2.23 million. Thus Governmental Net Position increased by \$176,076 to \$2.50 million.

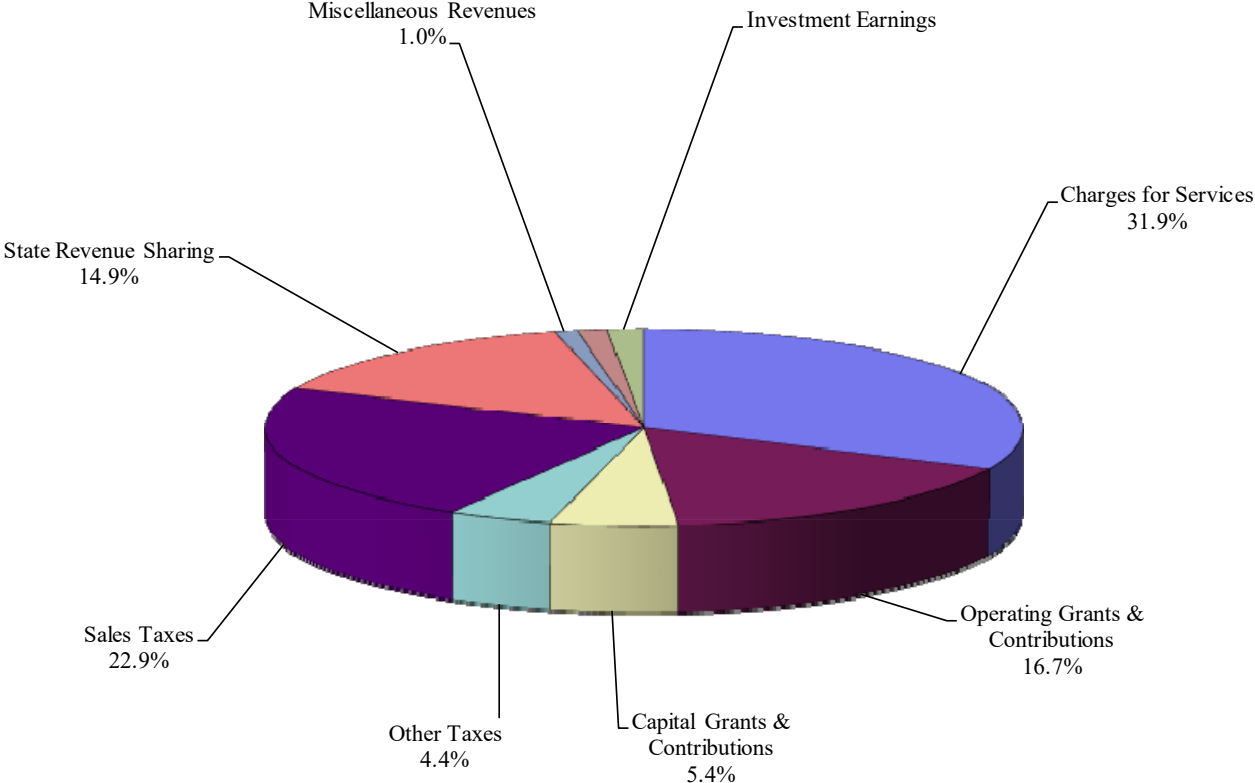
The following graphs compare program expenses to program revenues and provide a breakdown of revenues by source for all government activities.

Expenses and Program Revenues - Governmental Activities
(in Thousands)



This section intentionally left blank.

Revenue By Source - Governmental Activities

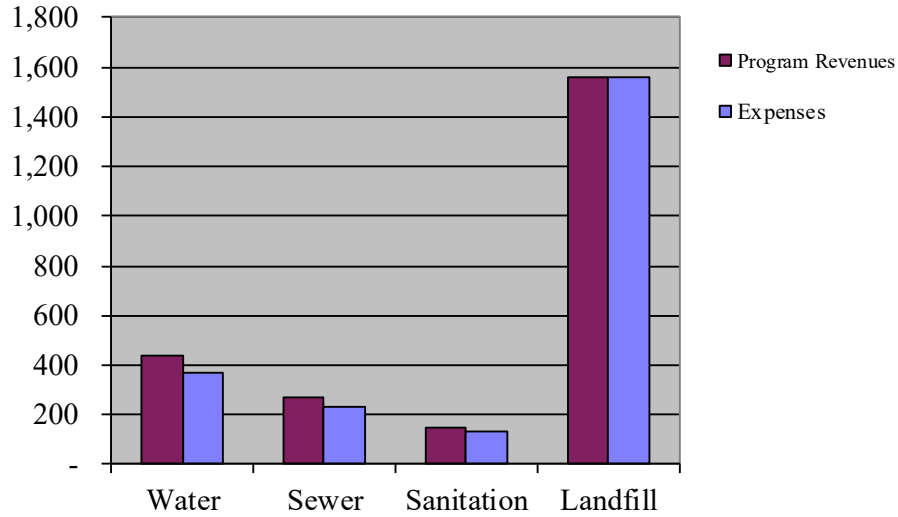


This section intentionally left blank.

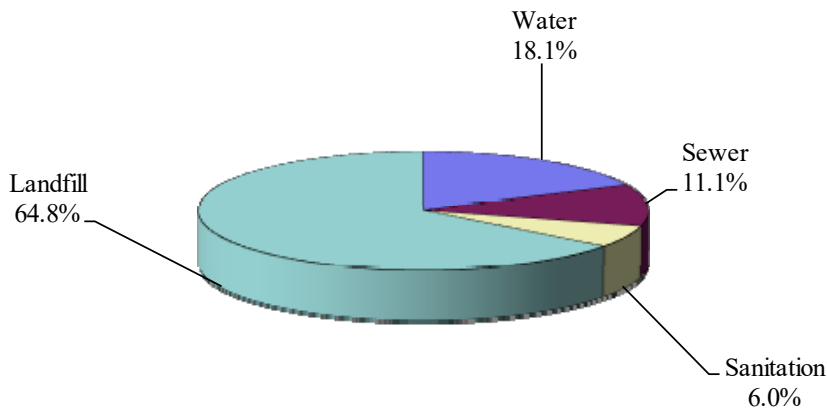
Business Type Activities

Net position of the Business Type activities at June 30, 2021, as reflected in the Statement of Net Position was \$7.72 million. The cost of providing all Proprietary (Business Type) activities this year was \$2.29 million. As shown in the statement of Changes in Net Position, the amounts paid by users of the system were \$2.41 million. Interest earnings and other revenues (losses) were \$31,047. Net Position increased by \$152,113.

**Expenses and Program Revenues - Business-type Activities
(in Thousands)**



Revenue By Source - Business-type Activities



Financial Analysis of the Government's Funds

As noted earlier, the Town of Huachuca City uses fund accounting to ensure and demonstrate compliance with finance-related legal requirements.

Governmental funds – The focus of the Town of Huachuca City's governmental funds financial statements is to provide information on near-term inflows, outflows, and balances of spend-able resources. Such information is useful in assessing the Town of Huachuca City's financing requirements. In particular, unreserved fund balance may serve as a useful measure of a government's net resources available for spending at the end of the fiscal year.

As of the end of the current fiscal year, the Town of Huachuca City's governmental funds reported combined ending fund deficits of \$480,574, a decrease in deficit of \$269,547 in comparison with the prior year. Of this total amount (\$1,840,620) constitutes unassigned fund balance. The remainder of the fund balance is restricted, committed or assigned because it has already been committed 1) to pay debt service, 2) to pay for capital improvements or 3) for a variety of other restricted purposes.

The general fund is the chief operating fund of the Town of Huachuca City. At the end of the current fiscal year, total fund deficit in the general fund was (\$1,805,977), of which (\$1,840,620) is unassigned and \$34,643 is restricted.

Streets fund expenditures of \$10,323 were funded by Highway User revenues of \$165,953. Fund balance in the Streets fund increased by \$155,630, which resulted in ending fund balance of \$1,321,862.

The non-major fund balance of \$3,541 consists of grant funds and donations restricted for various purposes.

General Fund Budgetary Highlights

The Town's annual budget is the legally adopted expenditure control document of the Town. Budgetary comparison statements are required for the General Fund and all major special revenue funds. These statements compare the original adopted budget, the budget if amended throughout the fiscal year, and the actual expenditures prepared on a budgetary basis.

General Fund revenues of \$2,136,943 were less than the budget of \$5,101,926 by \$2,964,983 mainly due to the Town budgeting approximately \$2.8 million for potential grants. Actual expenditures of \$2,014,285 were \$3,087,641 less than budgeted expenditures of \$5,101,926. The most significant variance was due to the Town budgeting \$2.06 million for contingencies and capital outlay in the event the Town was awarded the grants mentioned previously.

CAPITAL ASSET AND DEBT ADMINISTRATION

Capital Assets

The capital assets of the Town are those assets that are used in performance of Town functions including infrastructure assets. Capital Assets include equipment, vehicles, buildings, land, land improvements, utility infrastructure and roads. At the end of fiscal year 2021, net capital assets of the government activities totaled \$3.8 million and the net capital assets of the business-type activities totaled \$5.3 million. Combined capital assets additions were \$262,597 for fiscal year 2021 consisting of: assorted capital assets for various Town departments. Depreciation on capital assets is recognized in the Government-Wide financial statements. (See note 6 to the financial statements.)

Debt

At year-end, the Town had \$996,568 in governmental type debt, and \$3,613,147 in business-type debt. (See note 8 the financial statements.)

NEXT YEAR'S BUDGET AND ECONOMIC FACTORS

In considering the Town budget for fiscal year 2021/2022, the Town Council and management were cautious as to the growth of revenues and expenditures. Overall General Fund operating expenditures were budgeted so as to contain costs at the same level as fiscal year 2020/2021.

CONTACTING THE TOWN'S FINANCIAL MANAGEMENT

This financial report is designed to provide a general overview of the Town's finances for all of those with an interest in the government's finances and to demonstrate accountability for the use of public funds. Questions about any of the information provided in this report, or requests for additional financial information should be addressed to: Town of Huachuca City, Finance Department, 500 Gonzales Blvd, Huachuca City, AZ.
(520) 456-1354.

This page intentionally left blank

BASIC FINANCIAL STATEMENTS

This page intentionally left blank

TOWN OF HUACHUCA CITY, ARIZONA
Statement of Net Position
June 30, 2021

	Primary Government		
	Governmental Activities	Business-type Activities	Total
ASSETS AND DEFERRED OUTFLOWS OF RESOURCES:			
Assets:			
Current assets:			
Cash and cash equivalents	\$ 1,437,947	\$ 1,149,539	\$ 2,587,486
Accounts receivable (net of allowance)	99,967	358,087	458,054
Inventory	500	-	500
Internal balances	(2,215,665)	2,215,665	-
Land - Available for sale	300,000	-	300,000
Other assets	-	500	500
Total current assets	(377,251)	3,723,791	3,346,540
Non-current assets:			
Restricted cash and cash equivalents	34,643	2,426,190	2,460,833
Capital assets:			
Not being depreciated	27,056	251,619	278,675
Net of accumulated depreciation	3,795,774	5,034,586	8,830,360
Net pension/OPEB asset	9,501	-	9,501
Total non-current assets	3,866,974	7,712,395	11,579,369
Total Assets	3,489,723	11,436,186	14,925,909
Deferred outflows related to pensions/OPEB	441,468	-	441,468
Total deferred outflows	441,468	-	441,468
Total assets and deferred outflows of resources	3,931,191	11,436,186	15,367,377
LIABILITIES AND DEFERRED INFLOWS OF RESOURCES:			
Liabilities			
Current liabilities:			
Accounts payable and other current liabilities	83,618	71,244	154,862
Customer deposits	-	36,429	36,429
Unearned revenue	50,372	-	50,372
Compensated absences - current	20,000	12,960	32,960
Bonds payable-current	18,000	-	18,000
Notes payable - current	8,656	60,350	69,006
Capital leases - current	23,030	-	23,030
Total current liabilities	203,676	180,983	384,659
Noncurrent liabilities:			
Compensated absences	10,193	402	10,595
Bonds payable	329,000	-	329,000
Notes payable	25,573	410,180	435,753
Capital leases	74,840	-	74,840
Net pension/OPEB liability	487,276	-	487,276
Landfill closure and post-closure costs	-	3,129,255	3,129,255
Total non-current liabilities	926,882	3,539,837	4,466,719
Total Liabilities	1,130,558	3,720,820	4,851,378
Deferred inflows related to pensions/OPEB	294,658	-	294,658
Total liabilities and deferred inflows of resources	1,425,216	3,720,820	5,146,036
NET POSITION:			
Net investment in capital assets	3,343,731	4,815,675	8,159,406
Restricted for:			
Debt service	34,643	-	34,643
Highways and streets	1,321,862	-	1,321,862
Culture and recreation	3,541	-	3,541
Landfill closure/postclosure	-	2,426,190	2,426,190
Unrestricted	(2,197,802)	473,501	(1,724,301)
Total net (deficit) position	2,505,975	7,715,366	10,221,341
Total liabilities, deferred inflows of resources and net position	\$ 3,931,191	\$ 11,436,186	\$ 15,367,377

The accompanying notes are an integral part of the financial statements.

TOWN OF HUACHUCA CITY, ARIZONA
Statement of Activities
For the Year Ended June 30, 2021

Functions/Programs	Expenses	Program Revenues			Net (Expense) Revenue and Changes in Net Position		
		Charges for Services	Operating Grants & Contributions	Capital Grants & Contributions	Primary Government		Total
					Governmental Activities	Business-type Activities	
Primary Government:							
Governmental activities:							
General government	\$ 604,234	\$ 619,765	\$ -	\$ 11,000	\$ 26,531	\$ -	\$ 26,531
Public safety	1,274,920	143,869	219,341	119,179	(792,531)	-	(792,531)
Highways and streets	69,597	-	165,953	-	96,356	-	96,356
Culture and recreation	250,246	4,218	15,390	-	(230,638)	-	(230,638)
Community development	11,042	-	-	-	(11,042)	-	(11,042)
Interest on long-term debt	20,046	-	-	-	(20,046)	-	(20,046)
Total governmental activities	<u>2,230,085</u>	<u>767,852</u>	<u>400,684</u>	<u>130,179</u>	<u>(931,370)</u>	<u>-</u>	<u>(931,370)</u>
Business-type activities:							
Water	367,116	437,552	-	-	-	70,436	70,436
Sewer	229,251	268,284	-	-	-	39,033	39,033
Sanitation	133,469	144,150	-	-	-	10,681	10,681
Landfill	1,561,475	1,562,391	-	-	-	916	916
Total business-type activities	<u>2,291,311</u>	<u>2,412,377</u>	<u>-</u>	<u>-</u>	<u>-</u>	<u>121,066</u>	<u>121,066</u>
Total primary government	<u>\$ 4,521,396</u>	<u>\$ 3,180,229</u>	<u>\$ 400,684</u>	<u>\$ 130,179</u>	<u>(931,370)</u>	<u>121,066</u>	<u>(810,304)</u>
General Revenues:							
Property taxes levied for general purposes					90,271	-	90,271
City sales tax					345,694	-	345,694
State sales tax					205,947	-	205,947
Urban revenue sharing					248,099	-	248,099
Vehicle license tax					109,635	-	109,635
Franchise tax					16,655	-	16,655
Miscellaneous revenues					23,049	31,047	54,096
Gain (loss) on disposal of assets					30,984	-	30,984
Unrestricted investment earnings/(loss)					37,112	-	37,112
Total general revenues & transfers					<u>1,107,446</u>	<u>31,047</u>	<u>1,138,493</u>
Change in net position					176,076	152,113	328,189
Net position - beginning					2,374,501	7,563,253	9,937,754
Restatement adjustment					(44,602)	-	(44,602)
Net position - ending					<u>\$ 2,505,975</u>	<u>\$ 7,715,366</u>	<u>\$ 10,221,341</u>

The accompanying notes are an integral part of the financial statements.

TOWN OF HUACHUCA CITY, ARIZONA
Balance Sheet
Governmental Funds
June 30, 2021

	General Fund	Streets Fund	Nonmajor Governmental Funds	Total Governmental Funds
ASSETS				
Cash and cash equivalents	\$ 127,164	\$ 1,307,242	\$ 3,541	\$ 1,437,947
Receivables:				
Accounts	12,437	-	-	12,437
Property taxes	4,457	-	-	4,457
Intergovernmental	66,069	14,620	2,384	83,073
Land - available for sale	300,000	-	-	300,000
Inventory	500	-	-	500
Restricted cash and cash equivalents	34,643	-	-	34,643
Total assets	<u>\$ 545,270</u>	<u>\$ 1,321,862</u>	<u>\$ 5,925</u>	<u>\$ 1,873,057</u>
LIABILITIES				
Accounts payable	\$ 72,271	\$ -	\$ -	\$ 72,271
Due to other funds	2,213,281	-	2,384	2,215,665
Accrued payroll	11,347	-	-	11,347
Total liabilities	<u>2,347,271</u>	<u>-</u>	<u>2,384</u>	<u>2,349,655</u>
DEFERRED INFLOWS OF RESOURCES				
Unavailable revenue - property taxes	3,976	-	-	3,976
Total deferred inflows of resources	<u>3,976</u>	<u>-</u>	<u>-</u>	<u>3,976</u>
FUND BALANCES				
Restricted for:				
Highways and Streets	-	1,321,862	-	1,321,862
Culture and recreation	-	-	3,541	3,541
Debt service	34,643	-	-	34,643
Unassigned (deficits)	(1,840,620)	-	-	(1,840,620)
Total fund balances (deficits)	<u>(1,805,977)</u>	<u>1,321,862</u>	<u>3,541</u>	<u>(480,574)</u>
Total liabilities, deferred inflows of resources, and fund balances	<u>\$ 545,270</u>	<u>\$ 1,321,862</u>	<u>\$ 5,925</u>	<u>\$ 1,873,057</u>

The accompanying notes are an integral part of the financial statements.

TOWN OF HUACHUCA CITY, ARIZONA
Reconciliation of Total Governmental Fund Balances
to Net Position of Governmental Activities
June 30, 2021

Total governmental fund balances		\$ (480,574)
----------------------------------	--	--------------

Amounts reported for governmental activities in the statement of net position are different because:

Capital assets used in governmental activities are not financial resources and therefore are not reported in the funds.

Governmental capital assets	\$ 8,678,060		
Accumulated Depreciation	(4,855,230)		
			3,822,830

Other assets are not available to pay for current period expenditures and, therefore, are reported as unavailable revenue in the funds.

3,976

Long-term liabilities are not due and payable in the current period and therefore are not reported in the funds.

Excise tax revenue bonds	\$ (347,000)		
Note payable	(34,229)		
Capital leases	(97,870)		
Net pension/OPEB liability	(487,276)		
Compensated absences	(30,193)		
			(996,568)

Deferred outflows and inflows of resources related to pensions are applicable to future reporting periods and, therefore, are not reported in the funds.

Deferred outflows	\$ 441,468		
Deferred inflows	(294,658)		
			146,810

Total net position of governmental activities		\$ <u>2,505,975</u>
---	--	---------------------

The accompanying notes are an integral part of the financial statements.

TOWN OF HUACHUCA CITY, ARIZONA
Statement of Revenues, Expenditures, and Changes in Fund Balances
Governmental Funds
For the Year Ended June 30, 2021

	General Fund	Streets Fund	Nonmajor Governmental Funds	Total Governmental Funds
REVENUES				
Taxes	\$ 451,923	\$ -	\$ -	\$ 451,923
Licenses, permits and fees	24,857	-	-	24,857
Intergovernmental revenue	693,071	165,953	227,432	1,086,456
Charges for services	14,709	-	-	14,709
Fines and forfeitures	147,229	-	-	147,229
Investment earnings	26,601	-	-	26,601
Rent	571,193	-	-	571,193
Contributions	5,359	-	-	5,359
Miscellaneous	35,642	-	-	35,642
Total revenues	<u>1,970,584</u>	<u>165,953</u>	<u>227,432</u>	<u>2,363,969</u>
EXPENDITURES				
Current:				
General government	580,948	-	-	580,948
Public safety	939,866	-	224,974	1,164,840
Community development	-	-	11,000	11,000
Culture and recreation	174,381	-	199	174,580
Highways and streets	-	10,323	-	10,323
Capital outlay	250,677	-	-	250,677
Debt service:				
Principal	48,367	-	-	48,367
Interest	20,046	-	-	20,046
Total expenditures	<u>2,014,285</u>	<u>10,323</u>	<u>236,173</u>	<u>2,260,781</u>
Excess of revenues over (under) expenditures	<u>(43,701)</u>	<u>155,630</u>	<u>(8,741)</u>	<u>103,188</u>
OTHER FINANCING SOURCES (USES)				
Proceeds from issuance of debt	124,864	-	-	124,864
Gain/(loss) on investments	10,511	-	-	10,511
Sale of general capital assets	30,984	-	-	30,984
Transfers out	(8,542)	-	(2,855)	(11,397)
Transfers in	2,855	-	8,542	11,397
Total other financing sources (uses)	<u>160,672</u>	<u>-</u>	<u>5,687</u>	<u>166,359</u>
Net change in fund balances	116,971	155,630	(3,054)	269,547
Fund balances, beginning of year	<u>(1,922,948)</u>	<u>1,166,232</u>	<u>6,595</u>	<u>(750,121)</u>
Fund balances (deficits), end of year	<u>\$ (1,805,977)</u>	<u>\$ 1,321,862</u>	<u>\$ 3,541</u>	<u>\$ (480,574)</u>

The accompanying notes are an integral part of the financial statements.

TOWN OF HUACHUCA CITY, ARIZONA
Reconciliation of the Statement of Revenues,
Expenditures, and Changes in Fund Balances of Governmental Funds
to the Statement of Activities
For the Year Ended June 30, 2021

Amounts reported for governmental activities in the statement of activities are different because:

Net change in fund balances - total governmental funds	\$	269,547
<p>Governmental funds report capital outlays as expenditures. However, in the statement of activities, the costs of those assets is allocated over their estimated useful lives and reported as depreciation expense. This is the difference between depreciation expense and capital outlays in the current period.</p>		
Capital Outlay	\$	246,415
Depreciation Expense		<u>(225,371)</u>
		21,044
Revenues in the statement of activities that do not provide current financial resources are not reported in the funds.		696
The repayment of the principal of long-term debt consumes the current financial resources of governmental funds and is recorded as an expenditure, but the repayment reduces long-term liabilities in the statement of net position.		48,367
Issuance of long-term debt provides current financial resources in the governmental funds but increases long-term liabilities in the statement of net position.		(124,864)
<p>Pension/OPEB contributions are reported as expenditures in the governmental funds when made. However, they are reported as deferred outflows of resources in the Statement of Net Position because the net pension/OPEB liability is measured a year before the City's report date. Pension/OPEB expense, which is the change in the net pension/OPEB liability adjusted for changes in deferred outflows and inflows of resources related to pensions/OPEB, is reported in the Statement of Activities.</p>		
Pension/OPEB contributions		38,260
Pension/OPEB expense		<u>(69,630)</u>
		(31,370)
Compensated absences and other expenses reported in the statement of activities do not require the use of current financial resources and therefore are not reported as expenditures in governmental funds.		
Compensated absences expense		<u>(7,344)</u>
Change in net position of governmental activities	\$	<u><u>176,076</u></u>

The accompanying notes are an integral part of the financial statements.

TOWN OF HUACHUCA CITY, ARIZONA
Statement of Net Position
Proprietary Funds
June 30, 2021

	Business-type Activities - Enterprise Funds				
	Water	Sewer	Sanitation	Landfill	Total
ASSETS:					
Assets					
Current assets:					
Cash and cash equivalents	\$ 129,633	\$ 298,925	\$ 526,237	\$ 194,744	\$ 1,149,539
Receivables (net of allowance)	61,137	35,442	14,393	247,115	358,087
Due from other funds	-	-	-	2,496,765	2,496,765
Other assets	-	500	-	-	500
Total Current Assets	190,770	334,867	540,630	2,938,624	4,004,891
Non-current assets:					
Restricted cash and cash equivalents	-	-	-	2,426,190	2,426,190
Capital assets					
Land	1,012	1,969	-	248,638	251,619
Buildings	31,627	-	-	198,405	230,032
Improvements over than buildings	8,365	-	-	139,512	147,877
Machinery and equipment	27,491	117,163	-	1,438,584	1,583,238
Infrastructure	4,278,056	3,071,038	-	8,613	7,357,707
Accumulated depreciation	(2,120,343)	(1,393,800)	-	(770,125)	(4,284,268)
Total Noncurrent Assets	2,226,208	1,796,370	-	3,689,817	7,712,395
Total assets	\$ 2,416,978	\$ 2,131,237	\$ 540,630	\$ 6,628,441	\$ 11,717,286
LIABILITIES:					
Liabilities					
Current liabilities:					
Accounts payable	\$ 10,841	\$ 150	\$ 12,014	\$ 48,239	\$ 71,244
Due to other funds	281,100	-	-	-	281,100
Customer deposits	23,166	9,761	-	3,502	36,429
Compensated absences - current	2,444	863	535	9,118	12,960
Current portion - long-term debt	-	-	-	60,350	60,350
Total Current Liabilities	317,551	10,774	12,549	121,209	462,083
Non-current liabilities:					
Compensated absences	76	27	17	282	402
Landfill closure and post-closure costs	-	-	-	3,129,255	3,129,255
Long-term debt, net of current portion	-	-	-	410,180	410,180
Total non-current liabilities	76	27	17	3,539,717	3,539,837
Total liabilities	317,627	10,801	12,566	3,660,926	4,001,920
NET POSITION:					
Net investment in capital assets	2,226,208	1,796,370	-	793,097	4,815,675
Restricted for landfill closure/postclosure	-	-	-	2,426,190	2,426,190
Unrestricted (deficit)	(126,857)	324,066	528,064	(251,772)	473,501
Total net position (deficit)	2,099,351	2,120,436	528,064	2,967,515	7,715,366
Total liabilities and net position	\$ 2,416,978	\$ 2,131,237	\$ 540,630	\$ 6,628,441	\$ 11,717,286

The accompanying notes are an integral part of the financial statements.

TOWN OF HUACHUCA CITY, ARIZONA
Statement Revenues, Expenses, and Changes in Net Position
Proprietary Funds
For the Year Ended June 30, 2021

	Business-type Activities - Enterprise Funds				
	Water	Sewer	Sanitation	Landfill	Total
Operating revenues:					
Charges for services	\$ 436,309	\$ 268,284	\$ 144,150	\$ 1,560,921	\$ 2,409,664
Customer penalties and interest	1,218	-	-	-	1,218
Other revenues	25	-	-	1,470	1,495
Total operating revenues	437,552	268,284	144,150	1,562,391	2,412,377
Operating expenses:					
Salaries, wages and benefits	92,257	98,548	-	309,479	500,284
Administration	-	-	7,826	-	7,826
Supplies and services	120,320	60,082	125,643	200,930	506,975
Repairs and maintenance	47,808	12,976	-	202,666	263,450
Rent	-	-	-	571,193	571,193
Utilities	34,611	11,840	-	9,511	55,962
Depreciation	72,120	45,805	-	143,592	261,517
Total operating expenses	367,116	229,251	133,469	1,437,371	2,167,207
Net operating income (loss)	70,436	39,033	10,681	125,020	245,170
Non-operating revenues (expenses):					
Interest expense and fiscal charges	-	-	-	(25,678)	(25,678)
Gain/(loss) on sale of asset	-	-	-	31,047	31,047
Change in landfill closure and post-closure costs	-	-	-	(98,426)	(98,426)
Total non-operating revenue (expense)	-	-	-	(93,057)	(93,057)
Change in net position	70,436	39,033	10,681	31,963	152,113
Total net position (deficit), beginning of year	2,028,915	2,081,403	517,383	2,935,552	7,563,253
Total net position (deficit), end of year	\$ 2,099,351	\$ 2,120,436	\$ 528,064	\$ 2,967,515	\$ 7,715,366

The accompanying notes are an integral part of the financial statements.

TOWN OF HUACHUCA CITY, ARIZONA
Statement of Cash Flows
Proprietary Funds
For the Year Ended June 30, 2021

	Business-type Activities - Enterprise Funds				
	Water	Sewer	Sanitation	Landfill	Total
Cash flows from operating activities:					
Cash received from customers, service fees	\$ 424,818	\$ 265,338	\$ 141,502	\$ 1,529,008	\$ 2,360,666
Cash received from customers, other	1,243	-	-	1,470	2,713
Cash paid to suppliers	(200,041)	(86,943)	(132,372)	(940,396)	(1,359,752)
Cash paid to employees	(96,387)	(104,937)	316	(317,486)	(518,494)
Net cash flows from operating activities	<u>129,633</u>	<u>73,458</u>	<u>9,446</u>	<u>272,596</u>	<u>485,133</u>
Cash flows from noncapital financing activities:					
Change in due to/due from	-	-	-	6,129	6,129
Net cash flows from noncapital financing activities	<u>-</u>	<u>-</u>	<u>-</u>	<u>6,129</u>	<u>6,129</u>
Cash flows from capital and related financing activities:					
Purchase of capital assets	-	-	-	(16,182)	(16,182)
Proceeds from the sale of capital assets	-	-	-	46,880	46,880
Principal paid on long-term debt	-	-	-	(62,263)	(62,263)
Interest and fiscal charges paid	-	-	-	(25,678)	(25,678)
Net cash flows from capital and related financing activities	<u>-</u>	<u>-</u>	<u>-</u>	<u>(57,243)</u>	<u>(57,243)</u>
Net change in cash and cash equivalents	129,633	73,458	9,446	221,482	434,019
Cash and cash equivalents, including restricted cash, beginning of year	-	225,467	516,791	2,399,452	3,141,710
Cash and cash equivalents, including restricted cash, end of year	<u>\$ 129,633</u>	<u>\$ 298,925</u>	<u>\$ 526,237</u>	<u>\$ 2,620,934</u>	<u>\$ 3,575,729</u>
Reconciliation of operating income to net cash flows from operating activities:					
Net operating income	\$ 70,436	\$ 39,033	\$ 10,681	\$ 125,020	\$ 245,170
Adjustments to reconcile net income to net cash provided by operating activities:					
Depreciation	72,120	45,805	-	143,592	261,517
Changes in operating assets and liabilities:					
(Increase)/Decrease in receivables	(14,062)	(4,433)	(2,648)	(32,253)	(53,396)
Increase/(Decrease) in accounts payable	2,698	(2,045)	1,097	43,904	45,654
Increase/(Decrease) in customer deposits	2,571	1,487	-	340	4,398
Increase/(Decrease) in accrued payroll and employee benefits	(2,622)	(4,506)	-	(8,310)	(15,438)
Increase/(Decrease) in compensated absences	(1,508)	(1,883)	316	303	(2,772)
Net cash flows from operating activities	<u>\$ 129,633</u>	<u>\$ 73,458</u>	<u>\$ 9,446</u>	<u>\$ 272,596</u>	<u>\$ 485,133</u>
Supplemental schedule of non-cash Financing and investing activities:					
Change in landfill closure and post-closure costs	\$ -	\$ -	\$ -	\$ 98,426	\$ 98,426

The accompanying notes are an integral part of the financial statements.

TOWN OF HUACHUCA CITY, ARIZONA
Statement of Fiduciary Net Position
Fiduciary Funds
June 30, 2021

	<u>Volunteer Firefighters' Relief and Pension</u>
ASSETS	
Cash and cash equivalents	<u>\$ 69,682</u>
Total assets and other debits	<u><u>\$ 69,682</u></u>
LIABILITIES	
Total liabilities	<u>\$ -</u>
NET POSITION	
Held in trust for pension benefits and other purposes	<u><u>\$ 69,682</u></u>

The accompanying notes are an integral part of the financial statements.

TOWN OF HUACHUCA CITY, ARIZONA
Statement of Changes in Fiduciary Net Position
Fiduciary Funds
For the Year Ended June 30, 2021

	<u>Volunteer Firefighters' Relief and Pension</u>
Additions:	
Total Additions	<u>\$ -</u>
Deductions:	
Distributions	<u>1,198</u>
Total Deductions	<u>1,198</u>
Net Increase (Decrease)	(1,198)
Net Position Held in Trust for Pension Benefits	
Beginning of Year	<u>70,880</u>
End of Year	<u><u>\$ 69,682</u></u>

The accompanying notes are an integral part of the financial statements.

TOWN OF HUACHUCA CITY, ARIZONA
Notes to the Financial Statements
June 30, 2021

Note 1. Summary of Significant Accounting Policies

The financial statements of the Town of Huachuca City, Arizona have been prepared in conformity with accounting principles generally accepted in the United States of America as applied to government units. The Governmental Accounting Standards Board (GASB) is the accepted standard-setting body for establishing governmental accounting and financial reporting principles.

Description of government-wide financial statements

The government-wide financial statements (i.e., the statement of net position and the statement of activities) report information on all of the nonfiduciary activities of the primary government and its component units. All fiduciary activities are reported only in the fund financial statements. *Governmental activities*, which normally are supported by taxes, intergovernmental revenues, and other nonexchange transactions, are reported separately from *business-type activities*, which rely to a significant extent on fees and charges to external customers for support. Likewise, when applicable, the *primary government* is reported separately from certain legally separate *component units* for which the primary government is financially accountable.

Reporting Entity

The Town is a municipal entity governed by an elected mayor and council and provides the following services as authorized by general law: public safety, highways and streets, culture and recreation, and general administrative services. As required by accounting principles generally accepted in the United States of America, these financial statements present the Town and its component units, entities for which the Town is considered to be financially accountable. Blended component units, although legally separate entities, are, in substance, part of the Town's operations and so data from these units are combined with data of the Town, the primary government.

The financial reporting entity consists of a primary government and its component units. A component unit is a legally separate entity that must be included in the reporting entity in conformity with generally accepted accounting principles. The Town is a primary government that has a separately elected governing body, is legally separate, and is fiscally independent of other state or local governments. Furthermore, component units combined with the Town for financial statement presentation purposes, and the Town, are not included in any other governmental reporting entity. Consequently, the Town's financial statements include the funds of those organizational entities for which its elected governing body is financially accountable.

The following is a brief review of the component units included in defining the Town's reporting entity. There are no discretely presented component units and one blended component units.

TOWN OF HUACHUCA CITY, ARIZONA
Notes to the Financial Statements
June 30, 2021

Note 1. Summary of Significant Accounting Policies, Continued

Blended component units included within the reporting entity:

The **Town of Huachuca City, Arizona Municipal Property Corporation (MPC)** is governed by a three-member board appointed by the Town Council. The MPC, which is a nonprofit corporation incorporated under the laws of the State of Arizona, was formed for the sole purpose of assisting the Town in obtaining financing for various projects of the Town. Although it is legally separate from the Town, the MPC is reported as if it were part of the primary government. The MPC debt service is reported within the governmental activities in the government-wide statements. Separate financial statements for the MPC are not prepared.

Basis of presentation – government-wide financial statements

While separate government-wide and fund financial statements are presented, they are interrelated. The governmental activities column incorporates data from governmental fund, while business-type activities incorporate data from the Town's enterprise funds. Separate financial statements are provided for governmental funds, proprietary funds, and fiduciary funds, even though the latter are excluded from the government-wide financial statements.

As a general rule, the effect of interfund activity has been eliminated from the government-wide financial statements. Exceptions to this general rule are charges between the government's utility functions and various other functions of the government. Elimination of these charges would distort the direct costs and program revenues reported for the various functions concerned.

Basis of presentation – fund financial statements

The fund financial statements provide information about the Town's funds, including the blended component unit. Separate statements for each fund category—governmental and enterprise are presented. The emphasis of fund financial statements is on major governmental and enterprise funds, each displayed in a separate column. All remaining governmental and enterprise funds are aggregated and reported as nonmajor funds. Major individual governmental and enterprise funds are reported as separate columns in the fund financial statements.

The Town reports the following major governmental funds:

The **General Fund** is the Town's primary operating fund. It accounts for all financial resources of the general government, except for those accounted for in another fund.

The **Streets Fund** accounts for the operation and maintenance of the Town's streets, rights of way and street lighting throughout the Town.

TOWN OF HUACHUCA CITY, ARIZONA
Notes to the Financial Statements
June 30, 2021

Note 1. Summary of Significant Accounting Policies, Continued

The Town reports the following major enterprise funds:

The **Water Fund** accounts for the operations, maintenance, and construction of the Town-owned water system.

The **Sewer Fund** accounts for the operations, maintenance, and construction projects of the Town-owned sewer system

The **Sanitation Fund** accounts for the operations, maintenance, and capital projects of the Town-owned solid waste collection and disposal services.

The **Landfill Fund** accounts for the operations, maintenance, and construction projects of the Town-owned Landfill.

Additionally, the Town reports the following fund types:

The **Fiduciary Fund** is an agency fund which accounts for resources held by the Town on behalf of others and includes the Volunteer Firefighters Relief and Pension Trust Fund. The Volunteer Firefighters Relief and Pension Trust Fund accounts for the contributions to and earnings of the volunteer firefighters' pension trust.

During the course of operations the Town has activity between funds for various purposes. Any residual balances outstanding at year end are reported as due from/to other funds and advances to/from other funds. While these balances are reported in fund financial statements, certain eliminations are made in the preparation of the government-wide financial statements. Balances between the funds included in governmental activities (i.e., the governmental and internal service funds) are eliminated so that only the net amount is included as internal balances in the governmental activities column. Similarly, balances between the funds included in business-type activities (i.e., the enterprise funds) are eliminated so that only the net amount is included as internal balances in the business-type activities column.

Further, certain activity occurs during the year involving transfers of resources between funds. In fund financial statements these amounts are reported at gross amounts as transfers in/out. While reported in fund financial statements, certain eliminations are made in the preparation of the government-wide financial statements. Transfers between the funds included in governmental activities are eliminated so that only the net amount is included as transfers in the governmental activities column. Similarly, balances between the funds included in business-type activities are eliminated so that only the net amount is included as internal balances in the business-type activities column.

Measurement focus and basis of accounting

The accounting and financial reporting treatment is determined by the applicable measurement focus and basis of accounting. Measurement focus indicates the type of resources being measured such as *current financial resources* or *economic resources*. The basis of accounting indicates the timing of transactions or events for recognition in the financial statements.

TOWN OF HUACHUCA CITY, ARIZONA
Notes to the Financial Statements
June 30, 2021

Note 1. Summary of Significant Accounting Policies, Continued

The government-wide financial statements are reported using the *economic resources measurement* focus and the *accrual basis of accounting*. Revenues are recorded when earned and expenses are recorded when a liability is incurred, regardless of the timing of related cash flows. Property taxes are recognized as revenues in the year for which they are levied. Grants and similar items are recognized as revenue as soon as all eligibility requirements imposed by the provider have been met.

The governmental fund financial statements are reported using the *current financial resources measurement* focus and the *modified accrual basis of accounting*. Revenues are recognized as soon as they are both measurable and available. Revenues are considered to be available when they are collectible within the current period or soon enough thereafter to pay liabilities of the current period. For this purpose, the Town considers revenues to be available if they are collected within 60 days of the end of the current fiscal period. Expenditures generally are recorded when a liability is incurred, as under accrual accounting. However, debt service expenditures, as well as expenditures related to compensated absences, and claims and judgments, are recorded only when payment is due. General capital asset acquisitions are reported as expenditures in governmental funds. Issuance of long-term debt and acquisitions under capital leases are reported as other financing sources.

Property taxes, sales taxes, state shared revenues, licenses, and interest associated with the current fiscal period are all considered to be susceptible to accrual and so have been recognized as revenues of the current fiscal period. Entitlements are recorded as revenues when all eligibility requirements are met, including any time requirements, and the amount is received during the period or within the availability period for this revenue source (within 60 days of year-end). Expenditure-driven grants are recognized as revenue when the qualifying expenditures have been incurred and all other eligibility requirements have been met, and the amount is received during the period or within the availability period for this revenue source (within 60 days of year-end). All other revenue items are considered to be measurable and available only when cash is received by the Town.

The proprietary funds are reported using the *economic resources measurement* focus and the *accrual basis of accounting*.

Assets, liabilities, deferred outflows/inflows of resources, and net position/fund balance

Deposits and Investments

For the purposes of the statement of cash flows, the Town considers only those highly liquid investments with a maturity of three months or less when purchased to be cash equivalents. Restricted cash and cash equivalents include amounts the Town is required by Arizona Department of Environmental Quality (ADEQ) to set aside to pay for future landfill closure and post-closure costs.

All investments are carried at fair value with unrealized gains and losses recorded as adjustments to interest earnings. Fair market values are based on quoted market prices. The reported value of the state treasurer's pool is the same as the fair value of the pool shares. Investment earnings is composed of interest, dividends, and net changes in the estimated fair value of applicable investments.

TOWN OF HUACHUCA CITY, ARIZONA
Notes to the Financial Statements
June 30, 2021

Note 1. Summary of Significant Accounting Policies, Continued

Arizona Revised Statutes (A.R.S) authorize the Town to invest public monies in the State Treasurer's investment pool; obligations issued or guaranteed by the United States or any of the senior debt of its agencies, sponsored agencies, corporations, sponsored corporations, or instrumentalities; specified state and local government bonds, notes, and other evidences of indebtedness; interest-earning investments such as savings accounts, certificates of deposit, and repurchase agreements in eligible depositories; specified commercial paper issued by corporations organized and doing business in the United States; specified bonds, debentures, notes, and other evidences of indebtedness that are denominated in United States dollars; and certain open-end and closed-end mutual funds, including exchange traded funds. In addition, the Town may invest trust funds in certain fixed income securities of corporations doing business in the United States or District of Columbia.

Receivables and Payables

Activity between funds that are representative of lending/borrowing arrangements outstanding at the end of the fiscal year are referred to as "Internal balances" in the Statement of Net Position and as "Due to" or "Due from" other funds in the fund financial statements. All trade accounts receivable in the enterprise funds are shown net of an allowance for doubtful accounts. Due to the nature of the accounts receivable in government type activities, management does not consider an allowance for uncollectible accounts receivable necessary or material. Therefore, no allowance for uncollectible accounts receivable is presented.

Inventories and Prepaid Items

The costs of governmental fund-type inventories are recorded as expenditures when purchased rather than when consumed. Inventories for the proprietary funds consist principally of materials used in the repair of the distribution, collection and treatment systems and are valued at the lower of cost (first-in, first-out) or market.

Certain payments to vendors reflect costs applicable to future accounting periods and are recorded as prepaid items in both the government-wide and fund financial statements. The cost of prepaid items is recorded as expenditures/expenses when consumed rather than when purchased.

Capital Assets

Capital assets, which include property, plant, equipment, and infrastructure assets (e.g., roads, bridges, sidewalks, and similar items), are reported in the applicable governmental or business-type activity columns in the government-wide financial statements. Capital assets are defined by the Town as assets with an individual cost of more than \$5,000 and an estimated useful life in excess of one year. Capitalized assets are recorded at cost if purchased or constructed. Donated capital assets are recorded at estimated acquisition value at the date of donation. General government infrastructure capital assets include only those assets acquired or constructed since July 1, 2003.

TOWN OF HUACHUCA CITY, ARIZONA
Notes to the Financial Statements
June 30, 2021

Note 1. Summary of Significant Accounting Policies, Continued

The costs of normal maintenance and repairs that do not add to the value of the asset or materially extend assets lives are not capitalized. Interest incurred during the construction phase of capital assets of business-type activities is included as part of the capitalized value of the assets constructed.

Land and construction in progress are not depreciated. Depreciation for other property, plant, equipment, and infrastructure is computed using the straight-line method over the following estimated useful lives:

Buildings	50 years
Building improvements	20 years
Land improvements	20 years
Machinery, vehicles and equipment	8 to 15 years
Infrastructure	75 years

Deferred outflows/inflows of resources

In addition to assets, the statement of financial position will sometimes report a separate section for deferred outflows of resources. This separate financial statement element, *deferred outflows of resources*, represents a consumption of net position that applies to a future period(s) and so will *not* be recognized as an outflow of resources (expense/ expenditure) until then. The Town has one type of item that qualifies for reporting in this category. It is pension/OPEB related items reported on the government-wide financial statements. See footnote 10 for more information.

In addition to liabilities, the statement of financial position will sometimes report a separate section for deferred inflows of resources. This separate financial statement element, *deferred inflows of resources*, represents an acquisition of net position that applies to a future period(s) and so will not be recognized as an inflow of resources (revenue) until that time. The Town has two types of items that qualify for reporting in this category. Pension/OPEB related items reported on the government-wide financial statements. See footnote 10 for more information. Another item, which arises only under a modified accrual basis of accounting, *unavailable revenue*, is reported only in the governmental funds balance sheet. The governmental funds report unavailable revenues from one source: property taxes. These amounts are deferred and recognized as an inflow of resources in the period that the amounts become available.

Postemployment benefits

For purposes of measuring the net pension and other postemployment benefits (OPEB) assets and liabilities, deferred outflows of resources and deferred inflows of resources related to pensions and OPEB, and pension and OPEB expense, information about the plan's fiduciary net position of the Arizona Public Safety Personnel Retirement System (PSPRS), and additions to/deductions from the plans' fiduciary net position have been determined on the same basis as they are reported by PSPRS. For this purpose, benefit payments (including refunds of employee contributions) are recognized when due and payable in accordance with the benefit terms. Investments are reported at fair value.

TOWN OF HUACHUCA CITY, ARIZONA
Notes to the Financial Statements
June 30, 2021

Note 1. Summary of Significant Accounting Policies, Continued

Net position flow assumption

Sometimes the Town will fund outlays for a particular purpose from both restricted (e.g., restricted bond or grant proceeds) and unrestricted resources. In order to calculate the amounts to report as restricted – net position and unrestricted – net position in the government-wide and proprietary fund financial statements, a flow assumption must be made about the order in which the resources are considered to be applied. It is the Town’s policy to consider restricted – net position to have been depleted before unrestricted – net position is applied.

Fund balance flow assumptions

Sometimes the Town will fund outlays for a particular purpose from both restricted and unrestricted resources (the total of committed, assigned, and unassigned fund balance). In order to calculate the amounts to report as restricted, committed, assigned, and unassigned fund balance in the governmental fund financial statements a flow assumption must be made about the order in which the resources are considered to be applied. It is the Town’s policy to consider restricted fund balance to have been depleted before using any of the components of unrestricted fund balance. Further, when the components of unrestricted fund balance can be used for the same purpose, committed fund balance is depleted first, followed by assigned fund balance. Unassigned fund balance is applied last.

Fund balance policies

Fund balance of governmental funds is reported in various categories based on the nature of any limitations requiring the use of resources for specific purposes. The classifications are based on the relative strength of the constraints that control how the specific amounts can be spent. The classifications are nonspendable, restricted, and unrestricted, which includes committed, assigned, and unassigned fund balances classifications. The Town itself can establish limitations on the use of resources through either a commitment (committed fund balance) or an assignment (assigned fund balance).

The committed fund balance classification includes amounts that can be used only for the specific purposes determined by a formal action of the Town’s highest level of decision-making authority. The governing council is the highest level of decision-making authority for the Town that can, by adoption of an ordinance prior to the end of the fiscal year, commit fund balance. Once adopted, the limitation imposed by the ordinance remains in place until a similar action is taken (the adoption of another ordinance) to remove or revise the limitation.

Amounts in the assigned fund balance classification are intended to be used by the Town for specific purposes but do not meet the criteria to be classified as committed. The council has authorized the Town Manager to assign fund balance. The council may also assign fund balance as it does when appropriating fund balance to cover a gap between estimated revenue and appropriations in the subsequent year’s appropriated budget. Unlike commitments, assignments generally only exist temporarily. In other words, an additional action does not normally have to be taken for the removal of an assignment. Conversely, as discussed above, an additional action is essential to either remove or revise a commitment.

TOWN OF HUACHUCA CITY, ARIZONA
Notes to the Financial Statements
June 30, 2021

Note 1. Summary of Significant Accounting Policies, Continued

Unassigned fund balance is a residual classification of the General Fund. This classification represents fund balance that has not been assigned to other funds and that has not been restricted, committed, or assigned to a specific purpose within the General Fund

When an expenditure is incurred that can be paid from either restricted or unrestricted fund balances, it is the Town's policy to use restricted fund balance first. For the disbursement of unrestricted fund balances, it is the Town's policy to use committed amounts first, followed by assigned amounts, and lastly unassigned amounts.

Revenues and expenditures/expenses

Program revenues

Amounts reported as program revenues include 1) charges to customers or applicants who purchase, use, or directly benefit from goods, services, or privileges provided by a given function or segment and 2) grants and contributions (including special assessments) that are restricted to meeting the operational or capital requirements of a particular function or segment. All taxes, including those dedicated for specific purposes, and other internally dedicated resources are reported as general revenues rather than as program revenues.

Property taxes

Property tax revenues are recognized as revenues in the year collected or if collected within 60 days thereafter unless they are prepaid. Property taxes not collected within 60 days subsequent to the fiscal-year end or collected in advance of the fiscal year for which they are levied are reported as deferred revenues. Cochise County levies real property taxes on or before the third Monday in August, which become due and payable in two equal installments on October 1 of the current year and March 1 of the subsequent year. Taxes become delinquent after the first business day of November and May, respectively. Interest attaches on installments after the delinquency date.

The County also levies various personal property taxes during the year. A lien against property assessed attaches on the first day of January preceding the assessment and levy.

Compensated Absences

Compensated absences consist of paid time off, which can be used as vacation or sick leave. The Town's permanent full-time employees may accumulate up to 200 hours of vacation. If the total amount of unused vacation time reaches the maximum of 200 hours, accruals stop until the amount falls below the cap. An employee may be allowed to carry forward paid time off to of the following year if staffing shortages prevent the employee from utilizing their paid time off. Unpaid vacation time shall be paid out in a lump sum at termination of employment once the employee has satisfactorily completed six months' probation. Employees also accrue annual sick leave which may accumulate and carryforward a maximum of 240 hours. Sick leave is not paid out at termination of employment and, is therefore, excluded from the compensated absence liability. An employee taking leave for a serious illness of a family member under the Family Medical Leave Act may use the paid time off as part of the unpaid 12 week period allowed by law.

TOWN OF HUACHUCA CITY, ARIZONA
Notes to the Financial Statements
June 30, 2021

Note 1. Summary of Significant Accounting Policies, Continued

All vacation is accrued when incurred in the government-wide and proprietary fund financial statements. For governmental funds amounts of accumulated vacation and compensatory time that are not expected to be liquidated with expendable available financial resources are reported as liabilities in the government-wide statement of net position and as expenses in the government-wide statement of activities. No expenditures are reported for these amounts in the fund financial statements.

Proprietary funds operating and nonoperating revenues and expenses

Proprietary funds distinguish *operating* revenues and expenses from *nonoperating* items. Operating revenues and expenses generally result from providing services and producing and delivering goods in connection with a proprietary fund's principal ongoing operations. The principal operating revenues of the water fund, sewer fund, sanitation fund, and landfill fund are charges to customers for sales and services. Operating expenses for enterprise funds include the cost of sales and services, administrative expenses, and depreciation on capital assets. All revenues and expenses not meeting this definition are reported as nonoperating revenues and expenses.

Tax Abatements

The Town has not entered into any tax abatement agreements and the Town is not aware of any tax abatement agreements that have been entered into by other governments that would reduce the Town's tax revenues.

Use of Estimates

The preparation of financial statements in conformity with accounting principles generally accepted in the United States of America requires management to make estimates and assumptions that affect the reported amounts of assets and liabilities and disclosure of contingent assets and liabilities at the date of the financial statements and the reported amounts of revenues and expenditures/expenses during the reporting period. Actual results could differ from those estimates.

TOWN OF HUACHUCA CITY, ARIZONA
Notes to the Financial Statements
June 30, 2021

Note 2. Reconciliation of Government-Wide and Fund Financial Statements

The governmental fund balance sheet includes a reconciliation between total governmental fund balances and net position of governmental activities as reported in the government-wide statement of net position. This difference primarily results from the long-term economic focus of the statement of net position versus the current financial resources focus of the governmental fund balance sheets. The details of these differences are reported in the reconciliation on page 22.

The governmental fund statement of revenues, expenditures, and changes in fund balance includes reconciliation between net changes in fund balances-total governmental funds and changes in net position of governmental activities as reported in the government-wide statement of activities. These differences are the result of converting from the current resources measurement focus and modified accrual basis for governmental fund statements to the economic resources measurement focus and full accrual basis used for government-wide statements. The details of these differences are reported in the reconciliation on page 24.

Note 3. Stewardship, Compliance, and Accountability

Stewardship, compliance, and accountability are key concepts in defining the responsibilities of the Town. The use of budgets and monitoring of equity status facilitate the Town's compliance with legal requirements.

Budgets and Budgetary Accounting

Annual budgets are adopted on a basis consistent with generally accepted accounting principles for all governmental funds. All annual appropriations lapse at year end. The Town Council follows these procedures in establishing the budgetary data reflected in the financial statements:

1. In accordance with Arizona Revised Statutes, the Town Manager submits a proposed budget for the fiscal year commencing the following July 1 to the Town Council. The operating budget includes proposed expenditures and the means of financing them for the upcoming year.
2. Public hearings are conducted to obtain taxpayer comment.
3. Prior to the first of September, the expenditure limitation for the Town is legally enacted through passage of a resolution. To ensure compliance with the expenditure limitation, a uniform expenditure report must be filed with the State each year. This report, issued under a separate cover, reconciles total Town expenditures from the audited financial statements to total expenditures for reporting in accordance with the State's uniform expenditure reporting system (A.R.S. §41-1279.07).
4. State law requires that, prior to April 1, the Economic Estimates Commission provide the Town with a final expenditure limit for the coming fiscal year.

TOWN OF HUACHUCA CITY, ARIZONA
Notes to the Financial Statements
June 30, 2021

Note 3. Stewardship, Compliance, and Accountability, Continued

5. Expenditures may not legally exceed the expenditure limitation of all fund types as a whole. For management purposes, the Town adopts a budget by department for the General Fund and in total by fund for other funds. The Town Council has adopted a budget transfer policy and all amendments must be done in accordance with this policy.
6. The Town has adopted budgets in accordance with A.R.S. requirements and utilizes the budgets as a management control device during the year for the General, Special Revenue, Capital Projects, Debt Service, and Enterprise funds. The budgets are prepared on essentially the same modified accrual basis of accounting used to record actual revenues and expenditures.

The Town is subject to the State of Arizona's Spending Limitation Law for Towns and Cities. This law does not permit the Town to spend more than budgeted revenues plus the carry-over unrestricted cash balance from the prior fiscal year. The limitation is applied to the total of the combined funds. The Town complied with this law during the year.

Supplementary budgetary appropriations were not made during the year ended June 30, 2021.

Encumbrance accounting, under which purchase orders, contracts, and other commitments for the expenditure of monies are recorded in order to reserve that portion of the applicable appropriation for future years, is not employed by the Town.

Expenditures over Appropriations

Expenditures may not legally exceed budgeted appropriations at the department level. The individual Statements of Revenues, Expenditures and Changes in Fund Balances - Budget and Actual reports as listed in the table of contents present all of the departments which incurred an excess of expenditures/expenses over appropriations for the year ended June 30, 2021, if any.

Deficit Fund Balance

As of June 30, 2021, the General Fund reported a fund balance deficit of \$1,805,977. The General Fund deficit decreased by \$116,971 when compared to the prior year.

TOWN OF HUACHUCA CITY, ARIZONA
Notes to the Financial Statements
June 30, 2021

Note 4. Deposits and Investments

A reconciliation of cash and investments as shown on the statement of net position is as follows:

Cash and cash equivalents	\$ 2,019,829
Cash on hand	543
Restricted cash and cash equivalents	2,349,863
Investments	<u>747,767</u>
Total cash and investments	<u>\$ 5,118,001</u>

For purposes of its statement of cash flows, the Town considers only those highly liquid investments with a maturity of three months or less when purchased to be cash equivalents. Restricted cash and cash equivalents includes amounts the Town is required to set aside to pay for future closure and post-closure costs of the Town's landfill (see Note 7).

Deposits

Custodial Credit Risk

For deposits this is the risk that in the event of a bank failure, the Town's deposit may not be returned to it. Statutes require collateral for deposits at 102 percent of all deposits federal depository insurance does not cover. The Town does not have a formal policy for custodial credit risk. At year end, the carrying amount of the Town's deposits was \$4,369,693 and the bank balance was \$4,484,091. The bank balance was fully covered by FDIC coverage or collateral held by the pledging financial institution in the Town's name.

Investments

The provisions of State law (A.R.S. 35-323) govern the investment of funds in excess of \$100,000. A.R.S. 35-323 allows for investment in certificates of deposit, interest bearing savings accounts, repurchase agreements with a maximum maturity of 180 days, pooled investment funds established by the State Treasurer, obligations guaranteed by the United States, bonds of the State of Arizona or other local municipalities, commercial paper of prime quality that is rated "P1" by Moody's investors or "A1" by Standard and Poor's rating service, and bonds, debentures or notes that are issued by corporations organized and doing business in the United States subject to certain restrictions. For investments of less than \$100,000, procedures as specified by local ordinance or resolution must be followed.

As of June 30, 2021, the Town had investments in municipal bonds valued at \$747,767. As these investments are convertible to cash at any time, they are included with cash and cash equivalents on the financial statements.

TOWN OF HUACHUCA CITY, ARIZONA
Notes to the Financial Statements
June 30, 2021

Note 4. Deposits and Investments, Continued

Credit risk

Credit risk is the risk that an issuer or other counterparty to an investment will not fulfill its obligations. The Town's policy for reducing its exposure to credit risk is to comply with State law (A.R.S. 35-323). A.R.S. 35-323 limits investment in commercial paper and corporate bonds to the top ratings issued by nationally recognized statistical rating organizations such as Standard & Poor's and Moody's Investor Services. The Town invests in equity securities, certificates of deposit, US government securities, repurchase agreements, pooled investment funds established by the State Treasurer, bonds issued by the state, county, incorporated cities, towns or school districts, or cash and cash equivalents with a local financial institution. The Town's investments were rated by Standard and Poor's as follows:

Investment Type	Standard and Poor's Rating				Total
	AAA	AA	AA-	A+	
Municipal Bonds	\$ 215,391	\$ 299,425	\$ 232,951	\$ -	\$ 747,767
Total	\$ 215,391	\$ 299,425	\$ 232,951	\$ -	\$ 747,767

Interest rate risk

Interest rate risk is the risk that changes in interest rates will adversely affect the fair value of an investment. The Town does not have a formal investment policy that limits investments maturities as a means of managing its exposure to fair value losses arising from increasing interest rates.

Investment Type	Investment Maturities (in Years)		
	Less than 1	More than 5	Total
Municipal Bonds	\$ -	\$ 747,767	\$ 747,767
Total	\$ -	\$ 747,767	\$ 747,767

Fair value measurements

As noted above, the Town holds investments that are measured at fair value on a recurring basis. The Town categorizes its fair value measurements within the fair value hierarchy established by generally accepted accounting principles. The hierarchy is based on the valuation inputs used to measure the fair value of the asset. Level 1 inputs are quoted prices in active markets for identical assets; Level 2 inputs are significant other observable inputs; Level 3 inputs are significant unobservable inputs.

The investments, as listed above, are valued using quoted prices in active markets (Level 1 inputs).

TOWN OF HUACHUCA CITY, ARIZONA
Notes to the Financial Statements
June 30, 2021

Note 5. Restricted Assets

Restricted assets at June 30, 2021 consisted of cash reserves totaling \$2,315,220 for landfill closure and post-closure costs and \$ 34,643 for Debt Service

Note 6. Capital Assets

The following table summarizes the changes to capital assets for governmental activities during the year:

Governmental Activities:	Balance 6/30/2020	*	Additions	Deletions	Transfers	Balance 6/30/2021
Capital assets, not being depreciated:						
Land	\$ 27,056		\$ -	\$ -	\$ -	\$ 27,056
Construction in progress	34,724		121,551	-	(156,275)	-
Total capital assets not being depreciated	<u>61,780</u>		<u>121,551</u>	<u>-</u>	<u>(156,275)</u>	<u>27,056</u>
Capital assets, being depreciated:						
Land Improvements	2,067,653		-	-	156,275	2,223,928
Buildings and Improvements	2,062,476		-	-	-	2,062,476
Infrastructure	3,135,739		-	-	-	3,135,739
Furniture, Equipment, Vehicles	1,154,931		124,864	(50,934)	-	1,228,861
Total capital assets being depreciated	<u>8,420,799</u>		<u>124,864</u>	<u>(50,934)</u>	<u>156,275</u>	<u>8,651,004</u>
Less accumulated depreciation for:						
Land Improvements	(1,107,740)		(53,126)	-	-	(1,160,866)
Buildings and Improvements	(1,139,393)		(57,383)	-	-	(1,196,776)
Infrastructure	(1,452,562)		(41,810)	-	-	(1,494,372)
Furniture, Equipment, Vehicles	(981,098)		(73,052)	50,934	-	(1,003,216)
Total accumulated depreciation	<u>(4,680,793)</u>		<u>(225,371)</u>	<u>50,934</u>	<u>-</u>	<u>(4,855,230)</u>
Total capital assets being depreciated, net	<u>3,740,006</u>		<u>(100,507)</u>	<u>-</u>	<u>156,275</u>	<u>3,795,774</u>
Governmental activities capital assets, net	<u>\$ 3,801,786</u>		<u>\$ 21,044</u>	<u>\$ -</u>	<u>\$ -</u>	<u>\$ 3,822,830</u>

* As restated for addition of fully depreciated assets acquired in prior years.

Depreciation expense was charged to the functions/programs of the Town as follows:

Governmental Activities:	
General government	\$ 21,089
Public safety	70,041
Highways and streets	59,235
Culture and recreation	<u>75,006</u>
Total depreciation expense - governmental activities	<u>\$ 225,371</u>

TOWN OF HUACHUCA CITY, ARIZONA
Notes to the Financial Statements
June 30, 2021

Note 6. Capital Assets, Continued

The following table summarizes the changes to capital assets for business-type activities during the year:

Business Type Activities:	Balance 6/30/2020	Additions	Deletions	Balance 6/30/2021
Capital assets, not being depreciated:				
Land	\$ 251,619	\$ -	\$ -	\$ 251,619
Total capital assets not being depreciated	<u>251,619</u>	<u>-</u>	<u>-</u>	<u>251,619</u>
Capital assets, being depreciated:				
Land Improvements	147,877	-	-	147,877
Buildings and Improvements	230,032	-	-	230,032
System and Other Improvements	7,357,707	-	-	7,357,707
Furniture, Equipment, Vehicles	1,586,056	16,182	(19,000)	1,583,238
Total capital assets being depreciated	<u>9,321,672</u>	<u>16,182</u>	<u>(19,000)</u>	<u>9,318,854</u>
Less accumulated depreciation for:				
Land Improvements	(85,106)	(4,552)	-	(89,658)
Buildings and Improvements	(121,410)	(4,601)	-	(126,011)
System and Other Improvements	(3,320,807)	(109,429)	-	(3,430,236)
Furniture, Equipment, Vehicles	(498,595)	(142,935)	3,167	(638,363)
Total accumulated depreciation	<u>(4,025,918)</u>	<u>(261,517)</u>	<u>3,167</u>	<u>(4,284,268)</u>
Total capital assets being depreciated, net	<u>5,295,754</u>	<u>(245,335)</u>	<u>(15,833)</u>	<u>5,034,586</u>
Business-type activities capital assets, net	<u>\$ 5,547,373</u>	<u>\$ (245,335)</u>	<u>\$ (15,833)</u>	<u>\$ 5,286,205</u>

Depreciation expense was charged to the functions/programs of the Town as follows:

Business Type Activities:	
Water	72,120
Sewer	45,805
Landfill	<u>143,592</u>
Total depreciation expense - business activities	<u>\$ 261,517</u>

TOWN OF HUACHUCA CITY, ARIZONA
Notes to the Financial Statements
June 30, 2021

Note 7. Landfill Closure and Post-Closure Costs

State and federal laws and regulations require the Town to place a final cover on its landfill site when it stops accepting waste and to perform certain maintenance and monitoring functions at the site for 30 years after closure. Although closure and post-closure care costs will not be paid until near or after the date that the landfill stops accepting waste, the Town reports a portion of these closure and post-closure care costs as an addition to long-term liabilities on the statement of Net Position in each period based on the landfill capacity the Town used as of fiscal year end. The \$3,129,255 reported as landfill closure and post-closure care liability at year end, represents the cumulative amount reported to date based on prior closure and post-closure costs recognized. As of June 30, 2021, the estimated landfill capacity used was 72.59%, and the estimated remaining life of the landfill is 19 years. The Town will recognize the remaining estimated cost of closure and post-closure care of \$1,181,744 as the remaining estimated capacity is filled. These amounts are based on an estimate of what it would cost to perform all closure and post-closure care in 2021. Actual costs will likely vary due to inflation, changes in technology, or revisions of applicable laws and regulations.

The Town has entered into a Trust Agreement with ADEQ, which required the Town to deposit approximately \$1.9 million in September 2017 into a Trust account as a means of providing financial assurance that funds will be available when needed for closure and post-closure of the landfill. The Trust Agreement requires the Town to make annual deposits starting December 2017 until the full estimated closure and post-closure costs are held in the Trust account. As of June 30, 2021, the cash restricted for this purpose is \$2,315,220.

TOWN OF HUACHUCA CITY, ARIZONA
Notes to the Financial Statements
June 30, 2021

Note 8. Long-Term Liabilities

The following is a summary of changes in long-term obligations for the current fiscal year:

	<u>Balance*</u> <u>June 30, 2020</u>	<u>Additions</u>	<u>Retirements</u>	<u>Balance</u> <u>June 30, 2021</u>	<u>Current</u> <u>Portion</u>
Governmental Activities:					
Direct Borrowings:					
Excise Tax Revenue Bonds	\$ 358,000	\$ -	\$ (11,000)	\$ 347,000	\$ 18,000
Note payable - Lumen Technologies	44,602 *	-	(10,373)	34,229	8,656
Capital Leases	-	124,864	(26,994)	97,870	23,030
Total direct borrowings	<u>402,602</u>	<u>124,864</u>	<u>(48,367)</u>	<u>479,099</u>	<u>49,686</u>
Other long-term liabilities					
Net Pension/OPEB Liability	124,828	362,448	-	487,276	-
Accrued Compensated Absences	22,849	27,344	(20,000)	30,193	20,000
Total other long-term liabilities	<u>147,677</u>	<u>389,792</u>	<u>(20,000)</u>	<u>517,469</u>	<u>20,000</u>
Total Governmental Activity Long-Term Liabilities	<u>\$ 550,279</u>	<u>\$ 514,656</u>	<u>\$ (68,367)</u>	<u>\$ 996,568</u>	<u>\$ 69,686</u>
Business-Type Activities:					
Direct Borrowings:					
Capital Leases	\$ 532,793	\$ -	\$ (62,263)	\$ 470,530	\$ 60,350
Total direct borrowings	<u>532,793</u>	<u>-</u>	<u>(62,263)</u>	<u>470,530</u>	<u>60,350</u>
Other long-term liabilities					
Landfill closure and post-closure	3,030,829	98,426	-	3,129,255	-
Accrued Compensated Absences	16,134	12,228	(15,000)	13,362	12,960
Total other long-term liabilities	<u>3,046,963</u>	<u>110,654</u>	<u>(15,000)</u>	<u>3,142,617</u>	<u>12,960</u>
Total Business-Type Activity Long-Term Liabilities	<u>\$ 3,579,756</u>	<u>\$ 110,654</u>	<u>\$ (77,263)</u>	<u>\$ 3,613,147</u>	<u>\$ 73,310</u>

*As restated, see note 15

Generally, resources from the General fund are used to liquidate capital leases, notes payable, pension liabilities and compensated absences for governmental activities.

TOWN OF HUACHUCA CITY, ARIZONA
Notes to the Financial Statements
June 30, 2021

Note 8. Long-Term Liabilities, Continued

Long-term debt activity for the primary government at June 30, 2021 is comprised of the following issues:

Revenue bonds payable from direct borrowings:

Governmental activities:

Excise Tax Revenue Obligation Bonds, Series 2019, due in semiannual principal and interest installments, bearing interest at 4.70%, maturing August 1, 2034, secured by the City's Excise Tax revenues.	\$ 347,000
---	------------

Notes Payable:

Governmental activities:

Note payable to Lumen Technologies due in monthly installments of \$800 bearing interest of 0.24%, maturing June 30, 2025.	34,229
--	--------

Leases payable:

Governmental activities:

Lease payable due in annual installments of \$26,994 through September 2024. Interest of 4.05%	97,870
--	--------

Business-type activities:

Lease payable in monthly installments of \$3,314 through December, 2025 after which final payment of \$75,554 is due. Interest of 4.70%.	221,944
--	---------

Lease payable in monthly installments of \$3,451 through December, 2025 after which a final payment of \$100,331 is due. Interest of 4.70%.	248,586
---	---------

Total leases payable	<u>568,400</u>
----------------------	----------------

Landfill closure and post-closure	3,129,255
--	-----------

Accrued compensated absences	43,555
-------------------------------------	--------

Net pension/opeb liability	<u>487,276</u>
-----------------------------------	----------------

Total long-term liabilities	4,609,715
------------------------------------	-----------

Less current portion:

Governmental activities	(69,686)
-------------------------	----------

Business-type activities	<u>(73,310)</u>
--------------------------	-----------------

Net long-term liabilities	<u><u>\$ 4,466,719</u></u>
----------------------------------	----------------------------

TOWN OF HUACHUCA CITY, ARIZONA
Notes to the Financial Statements
June 30, 2021

Note 8. Long-Term Liabilities, Continued

Excise Tax Revenue Obligation Bonds from direct placement debt service maturities are as follows:

Year Ending June 30,	Principal	Interest	Total
2022	\$ 18,000	\$ 15,886	\$ 33,886
2023	19,000	15,017	34,017
2024	20,000	14,100	34,100
2025	21,000	13,137	34,137
2026	22,000	12,126	34,126
2027-2031	125,000	43,828	168,828
2032-2035	122,000	11,844	133,844
Total	<u>\$ 347,000</u>	<u>\$ 125,937</u>	<u>\$ 472,937</u>

Note payable debt service maturities are as follows:

Year Ending June 30,	Principal	Interest	Total
2022	\$ 8,656	\$ 944	\$ 9,600
2023	8,913	687	9,600
2024	9,177	423	9,600
2025	7,484	151	7,634
Total	<u>\$ 34,229</u>	<u>\$ 2,205</u>	<u>\$ 36,434</u>

TOWN OF HUACHUCA CITY, ARIZONA
Notes to the Financial Statements
June 30, 2021

Note 8. Long-Term Liabilities, Continued

The Town has entered into lease agreements which are considered capital leases in accordance with generally accepted accounting principles. The following is an annual schedule of future minimum lease payments together with the present value of the net minimum lease payments:

Year Ending June 30,	Governmental Activities	Business-Type Activities	Total
2022	\$ 26,994	\$ 81,176	\$ 108,170
2023	26,994	81,176	108,170
2024	26,994	81,176	108,170
2025	26,994	81,176	108,170
2026	-	216,473	216,473
Total remaining lease payments:	107,976	541,178	541,178
Less amount representing interest:	<u>(10,107)</u>	<u>(70,648)</u>	<u>(70,648)</u>
Present value of net remaining minimum lease payments:	<u>\$ 97,870</u>	<u>\$ 470,530</u>	<u>\$ 470,530</u>

A summary of the assets acquired through capital leases is as follows:

	Cost	Depreciation Expense	Accumulated Depreciation
Vehicles, machinery, and equipment	\$ 1,019,944	\$ 47,700	\$ 226,716

This section intentionally left blank.

TOWN OF HUACHUCA CITY, ARIZONA
Notes to the Financial Statements
June 30, 2021

Note 9. Interfund Receivables, Payables and Transfers

As of June 30, 2021, interfund receivables and payables that resulted from various interfund transactions are as follows:

Due to	Due from			Total
	General Fund	Water Fund	Nonmajor Funds	
Landfill Fund	\$ 2,213,281	\$ 281,100	\$ 8,513	\$ 2,502,894
Total	\$ 2,213,281	\$ 281,100	\$ 8,513	\$ 2,502,894

The interfund receivables and payables were recorded to eliminate short-term deficit pooled cash balances in the various funds.

For the year ended June 30, 2021 interfund transfers are as follows:

Transfers Out	Transfers In		Total
	General Fund	Non-major Funds	
General Fund	\$ -	\$ 8,542	\$ 8,542
Non-major Funds	2,855	-	2,855
Total	\$ 2,855	\$ 8,542	\$ 11,397

Transfers are used to (1) move revenues from the fund that statute or budget requires to collect them to the fund that statute or budget requires to expend them and (2) use unrestricted revenues collected in the general fund to finance various programs accounted for in other funds in accordance with budgetary authorizations.

Note 10. Pensions and Other Postemployment Benefits

The Town contributes to the plan described below. The plan is a component unit of the State of Arizona. At June 30, 2021, the Town reported the following aggregate amounts related to pensions and other postemployment benefits (OPEB) for all plans to which it contributes:

Statement of Net Position and Statement of Activities	Governmental Activities
Net pension and OPEB liability	477,775
Deferred outflows of resources	441,468
Deferred inflows of resources	294,658
Pension/OPEB expense	69,307

TOWN OF HUACHUCA CITY, ARIZONA
Notes to the Financial Statements
June 30, 2021

Note 10. Pensions and Other Postemployment Benefits, Continued

The Town's accrued payroll and employee benefits includes \$0 of outstanding pension and OPEB contribution amounts payable to all pension plans for the year ended June 30, 2021. Also, the Town reported \$61,746 of pension and OPEB contributions as expenditures in the governmental funds related to all pension/OPEB plans to which it contributes.

Public Safety Personnel Retirement System (PSPRS)

Plan description – The Town employees who are regularly assigned hazardous duty participate in the Public Safety Personnel Retirement System (PSPRS) or employees who became members on or after July 1, 2017, may participate in the Public Safety Personnel Defined Contribution Retirement Plan (PSPDCRP). The PSPRS administers agent and cost-sharing multiple-employer defined benefit pension plans and agent and cost-sharing multiple-employer defined benefit health insurance premium benefit (OPEB) plans. A nine-member board known as the Board of Trustees and the participating local boards govern the PSPRS according to the provisions of A.R.S. Title 38, Chapter 5, Article 4. Employees who were PSPRS members before July 1, 2017, participate in the agent plans, and those who became PSPRS members on or after July 1, 2017, participate in the cost-sharing plans (PSPRS Tier 3 Risk Pool).

The PSPRS issues a publicly available financial report that includes financial statements and required supplementary information for PSPRS. The reports are available on the PSPRS website at www.psprs.com.

Benefits provided – The PSPRS provides retirement, health insurance premium supplement, disability, and survivor benefits. State statute establishes benefit terms. Retirement, disability, and survivor benefits are calculated on the basis of age, average monthly compensation, and service credit as follows:

TOWN OF HUACHUCA CITY, ARIZONA
Notes to the Financial Statements
June 30, 2021

Note 10. Pensions and Other Postemployment Benefits, Continued

	Initial Membership Date Before January 1, 2012	Initial Membership Date On or After January 1, 2012 and Before July 1, 2017
Retirement and Disability		
Years of service and age required to receive benefit	20 years of service, any age 15 years of service, age 62	25 years of service or 15 years of credited service, age 52.5
Final average salary is based on	Highest 36 consecutive months of last 20 years	Highest 60 consecutive months of last 20 years
Benefit percent		
Normal Retirement	50% less 2.0% for each year of credited service less than 20 years OR plus 2.0% to 2.5% for each year of credited service over 20 years, not to exceed 80%	1.5% to 2.5% per year of credited service, not to exceed 80%
Accidental Disability Retirement	50% or normal retirement, whichever is greater	
Catastrophic Disability Retirement	90% for the first 60 months then reduced to either 62.5% or normal retirement, whichever is greater	
Ordinary Disability Retirement	Normal retirement calculated with actual years of credited service or 20 years of credited service, whichever is greater, multiplied by years of credited service (not to exceed 20 years) divided by 20	
Survivor Benefit		
Retired Members	80% to 100% of retired member's pension benefit	
Active Members	80% to 100% of accidental disability retirement benefit or 100% of average monthly compensation if death was the result of injuries received on the job	

Retirement and survivor benefits are subject to automatic cost-of-living adjustments based on inflation. PSPRS also provides temporary disability benefits of 50 percent of the member's compensation for up to 12 months.

TOWN OF HUACHUCA CITY, ARIZONA
Notes to the Financial Statements
June 30, 2021

Note 10. Pensions and Other Postemployment Benefits, Continued

Health insurance premium benefits are available to retired or disabled members with 5 years of credited service. The benefits are payable only with respect to allowable health insurance premiums for which the member is responsible. Benefits range from \$100 per month to \$260 per month depending on the age of the member and dependents

Employees covered by benefit terms – At June 30, 2021, the following employees were covered by the agent plans’ benefit terms:

PSPRS - Police	Pension	Health
Inactive employees or beneficiaries currently receiving benefits	2	2
Inactive employees entitled to but not yet receiving benefits	1	0
Active employees	4	4
Total	7	6

Contributions – State statutes establish the pension contribution requirements for active PSPRS employees. In accordance with state statutes, annual actuarial valuations determine employer contribution requirements for PSPRS pension and health insurance premium benefits. The combined active member and employer contribution rates are expected to finance the costs of benefits employees earn during the year, with an additional amount to finance any unfunded accrued liability. Contribution rates for the year ended June 30, 2021, are indicated below. Rates are a percentage of active members’ annual covered payroll.

	Active member - Pension	Town - Pension	Town-Health insurance premium
PSPRS Police	7.65-11.65%	14.64%	0.73%
PSPRS Tier 3 risk pool	9.94%	12.71%	0.14%

TOWN OF HUACHUCA CITY, ARIZONA
Notes to the Financial Statements
June 30, 2021

Note 10. Pensions and Other Postemployment Benefits, Continued

The Town's contributions to the pension plan and annual OPEB cost and contributions for the health insurance premium benefit for the year ended June 30, 2021, were:

PSPRS - Police	Pension	Health insurance premium benefit
PSPRS	\$ 30,365	\$ 1,914
PSPRS Tier 3 risk pool	5,981	-

Also, statute required the Town to contribute at the actuarially determined rate of 2.91 percent of the annual covered payroll of Town employees who were PSPRS Tier 3 Risk Pool members, in addition to the Town's required contributions to the PSPRS Tier 3 Risk Pool for these employees.

Liability – At June 30, 2021, the Town reported the following assets and liabilities:

	Net pension (asset) liability	Net OPEB (asset) liability
PSPRS Police	\$ 487,276	\$ (9,501)

The net assets and net liabilities were measured as of June 30, 2020, and the total liability used to calculate the net asset or liability was determined by an actuarial valuation as of that date.

This section intentionally left blank.

TOWN OF HUACHUCA CITY, ARIZONA
Notes to the Financial Statements
June 30, 2021

Note 10. Pensions and Other Postemployment Benefits, Continued

Actuarial assumptions – The significant actuarial assumptions used to measure the total pension/OPEB liability are as follows:

PSPRS	
Actuarial valuation date	June 30, 2020
Actuarial cost method	Entry age normal
Investment rate of return	7.3%
Wage inflation	3.5% for pensions/not applicable for OPEB
Price inflation	2.5% for pensions/not applicable for OPEB
Cost-of-living adjustments	1.75% for pensions/not applicable for OPEB
Mortality rates	PubS-2010 tables.
Healthcare cost trend rate	Not applicable

Actuarial assumptions used in the June 30, 2020, valuation were based on the results of an actuarial experience study for the 5-year period ended June 30, 2017.

The long-term expected rate of return on PSPRS plan investments was determined to be 7.3 percent using a building-block method in which best-estimate ranges of expected future real rates of return (expected returns, net of plan investment expense and inflation) are developed for each major asset class. The target allocation and best estimate of geometric real rates of return for each major asset class are summarized in the following table:

PSPRS Asset class	Target allocation	Long-term expected geometric real rate of return
US public equity	23%	4.93%
International public equity	15%	6.09%
Global private equity	18%	8.42%
Other assets (capital appreciation)	7%	5.61%
Core bonds	2%	0.22%
Private credit	22%	5.31%
Diversifying strategies	12%	3.22%
Cash - Mellon	<u>1%</u>	-0.60%
Total	<u>100%</u>	

TOWN OF HUACHUCA CITY, ARIZONA
Notes to the Financial Statements
June 30, 2021

Note 10. Pensions and Other Postemployment Benefits, Continued

Discount Rate –At June 30, 2020, the discount rate used to measure the PSPRS total pension/OPEB liabilities was 7.30 percent. The projection of cash flows used to determine this Single Discount Rate assumed that plan member contributions will be made at the current contribution rate and that employer contributions will be made at rates equal to the difference between actuarially determined contribution rates and the member rate. Based on those assumptions, the plan’s fiduciary net position was projected to be available to make all projected future benefit payments of current plan members. Therefore, the long-term expected rate of return on plan investments was applied to all periods of projected benefit payments to determine the total pension/OPEB liability.

This section intentionally left blank.

TOWN OF HUACHUCA CITY, ARIZONA
Notes to the Financial Statements
June 30, 2021

Note 10. Pensions and Other Postemployment Benefits, Continued

Changes in the Net Pension/OPEB Liability

PSPRS-Police

	Pension			Health insurance premium benefit		
	Increase (decrease)			Increase (decrease)		
	Total Pension Liability (a)	Plan Fiduciary Net Position (b)	Net Pension Liability (a) - (b)	Total OPEB Liability (a)	Plan Fiduciary Net Position (b)	Net OPEB Liability (a) - (b)
Balances at June 30, 2020	\$ 1,088,131	\$ 963,400	\$ 124,731	\$ 34,824	\$ 34,727	\$ 97
Changes for the year:						
Service cost	47,409	-	47,409	1,914	-	1,914
Interest on total pension/OPEB liability	81,502	-	81,502	2,719	-	2,719
Changes of benefit terms	-	-	-	-	-	-
Difference between expected and actual experience in the measurement of the pension/OPEB liability	320,342	-	320,342	(12,394)	-	(12,394)
Changes of assumptions	-	-	-	-	-	-
Contributions - employer	-	54,503	(54,503)	-	1,433	(1,433)
Contributions - employee	-	20,694	(20,694)	-	-	-
Net investment income	-	12,533	(12,533)	-	440	(440)
Benefit payments, including refunds of employee contributions	(38,162)	(38,162)	-	-	-	-
Plan administrative expenses	-	(1,022)	1,022	-	(36)	36
Other changes	-	-	-	-	-	-
Net changes	411,091	48,546	362,545	(7,761)	1,837	(9,598)
Balances at June 30, 2021	\$ 1,499,222	\$ 1,011,946	\$ 487,276	\$ 27,063	\$ 36,564	\$ (9,501)

TOWN OF HUACHUCA CITY, ARIZONA
Notes to the Financial Statements
June 30, 2021

Note 10. Pensions and Other Postemployment Benefits, Continued

Sensitivity of the proportionate share of the net pension/OPEB (asset) liability to changes in the discount rate – The following table presents the Town's net pension/OPEB (asset) liability calculated using the discount rate of 7.3 percent, as well as what the Town's net pension/OPEB (asset) liability would be if it were calculated using a discount rate that is 1 percentage point lower or 1 percentage point higher than the current rate:

	1% Decrease (6.30%)	Discount Rate (7.30%)	1% Increase (8.30%)
PSPRS-Police			
Net pension (asset) / liability	\$ 698,078	\$ 487,276	\$ 325,154
Net OPEB (asset)/ liability	(5,676)	(9,501)	(12,701)

Plan fiduciary net position – Detailed information about the pension plan's fiduciary net position is available in the separately issued PSPRS financial report.

Expense – For the year ended June 30, 2021, the Town recognized the following pension and OPEB expense:

	Pension expense	OPEB expense
PSPRS Police	\$ 74,710	\$ (3,109)

Deferred outflows/inflows of resources –At June 30, 2021, the Town reported deferred outflows of resources and deferred inflows of resources related to pensions and OPEB from the following sources:

	Pension		Health Insurance Premium Benefit	
	Deferred Outflows of Resources	Deferred Inflows of Resources	Deferred Outflows of Resources	Deferred Inflows of Resources
Differences between expected and actual experience	\$ 296,146	\$ 270,873	\$ 432	\$ 22,610
Changes in assumptions	51,210	-	255	1,175
Net difference between projected and actual earnings on pension/OPEB plan investments	53,217	-	1,948	-
Contributions subsequent to the measurement date	36,346	-	1,914	-
Total	\$ 436,919	\$ 270,873	\$ 4,549	\$ 23,785

TOWN OF HUACHUCA CITY, ARIZONA
Notes to the Financial Statements
June 30, 2021

Note 10. Pensions and Other Postemployment Benefits, Continued

The amounts reported as deferred outflows of resources related to PSPRS pensions and OPEB resulting from Town contributions subsequent to the measurement date will be recognized as an increase in the net asset or a reduction of the net liability in the year ending June 30, 2022. Other amounts reported as deferred outflows of resources and deferred inflows of resources related to PSPRS pensions and OPEB will be recognized in pension expense as follows:

Year Ended June 30	PSPRS Police	
	Pension	Health Insurance Premium Benefit
2022	\$ 28,867	\$ (5,194)
2023	33,114	(5,001)
2024	30,497	(5,026)
2025	37,222	(2,977)
2026	-	(2,952)
Thereafter	-	-

Note 11. Deferred Compensation

The Town's employees (other than volunteer firemen and police officers) are covered under a defined contribution pension plan (401(k) plan), which provides retirement benefits for all of the Town's full-time employees. The plan is administered by John Hancock. The provisions of the plan were established by a pension board of the Town's council, which may amend the plan's provisions as necessary.

Employees are required to complete a six-month probationary period and attain permanent status before a certificate in the pension fund is issued. Once a certificate is issued in an employee's name, 5% of the employee's gross wages per pay period for the previous five months of employment are deposited in the pension fund. Upon completion of one year's service, all funds deposited on behalf of employees are 100% vested.

Withdrawals from the pension fund must meet the following criteria in accordance with the Equitable Life Insurance policy:

- a. Termination of employment, or
- b. Unforeseen emergencies, i.e., medical, dental, death, accident or other types of emergencies

TOWN OF HUACHUCA CITY, ARIZONA
Notes to the Financial Statements
June 30, 2021

Note 11. Deferred Compensation, Continued

Employees may deposit funds from their paychecks, up to predetermined amounts or one-third of their annual wages, whichever is less. Employees may be authorized to withdraw these deposited funds for the specified reasons noted above. A written request to do so must be submitted to the Pension Board for its determination. Equity Life Insurance requires that a balance of \$300 remain in an account prior to any withdrawals and in order to have an active certificate.

Note 12. Firefighters' Relief and Pension Fund

The Volunteer Firefighters' Relief and pension Fund (VFRPF) is a defined contribution plan to provide pensions to volunteer firefighters only. State statute requires that after a volunteer firefighter has 20 years of service, he or she is entitled to a monthly pension, the amount of which is determined by the board of trustees of the VFRPF, not to exceed \$150, as determined by the board of trustees. If an employee resigns before completing 20 years of service, he or she is entitled to a refund of his or her contributions only. He or she is not entitled to any part of the employer's contributions, the amounts received from the State or earnings on any of the contributions. No contributions were made for the year ended June 30, 2021 as funds were available to provide for future benefits.

Note 13. Risk Management

The Town is exposed to various risks of loss related to torts; theft of, damage to and destruction of assets; errors and omissions; and natural disasters.

The Town is a member of the Arizona Municipal Risk Retention Pool (AMRRP), a public entity risk pool currently operating as a common risk management and insurance program for Arizona municipalities. The Town pays an annual premium to AMRRP for its general insurance coverage. The Agreement for Formation of the AMRRP provides that AMRRP will be self-sustaining through member premiums and will reinsure through commercial companies for excess claims for each insured event.

The Town is also a member of the Arizona Municipal Workers Compensation Pool (AMWCP), a public entity risk pool. The pool provides member cities with workers' compensation coverage, as required by law, and risk management services. The Town is responsible for paying premiums based on an experience rating formula that allocates pool expenditures and liabilities among the members.

The Town carries commercial insurance for other risks of loss. For insured programs, there have been no significant reductions in insurance coverage. Settlement amounts have not exceeded insurance coverage for the current year nor the three prior years.

TOWN OF HUACHUCA CITY, ARIZONA
Notes to the Financial Statements
June 30, 2021

Note 14. Contingent Liabilities and Significant Commitments

Federal grants: In the normal course of operations, the Town receives grant funds from various federal agencies. The grant programs are subject to audit by agents of the granting authority, the purpose of which is to ensure compliance with conditions precedent to the granting of funds. Any liability for reimbursement which may arise as the result of audits of grant funds is not believed by Town officials to be material.

Litigation: The Town is contingently liable with respect to lawsuits and other claims incidental to the ordinary course of its operations. Each year, the Town may receive notices of claims for damages occurring. The filing of such claims commences a statutory period for initiating a lawsuit against the Town arising therefrom. The Town has comprehensive general liability insurance with Arizona Municipal Risk Retention Pool. The Town is not aware of any litigation that might result in a materially adverse outcome.

Note 15. Adjustment to Beginning Net Position

During fiscal year 2021 it was determined that a liability to Lumen technologies had been inadvertently excluded from the government –wide statements. Therefore, beginning net position of the governmental activities was reduced by \$44,602 and the beginning balances of the long-term liabilities of the governmental activities were increased by this amount.

Note 16. Subsequent Events

As of June 30, 2021, the Town had been approved for a \$1,770,000 Water Infrastructure Finance Authority Loan of which \$531,000 can be forgiven if certain requirements are met. This loan is to fund the clean closing of a wastewater lagoon system. As of June 30, 2021, no funds had been drawn down from the loan proceeds and no liability is included in the long-term liabilities as of that date.

REQUIRED SUPPLEMENTARY INFORMATION

This page intentionally left blank.

TOWN OF HUACHUCA CITY, ARIZONA
Required Supplementary Information
Schedule of Changes in the Net Pension/OPEB Liability and Related Ratios
June 30, 2021

PSPRS - Pension

	Reporting Fiscal Year (Measurement Date)						
	2021 (2020)	2020 (2019)	2019 (2018)	2018 (2017)	2017 (2016)	2016 (2015)	2015 (2014)
Total pension liability							
Service cost	\$ 47,409	\$ 60,962	\$ 64,002	\$ 77,901	\$ 76,816	\$ 69,307	\$ 51,492
Interest on total pension liability	81,502	91,300	88,347	82,472	64,911	45,503	35,530
Changes of benefit terms	-	-	-	19,415	111,340	-	(1,914)
Difference between expected and actual experience of the total net pension liability	320,342	(245,647)	(121,224)	(102,344)	(15,802)	128,678	19,856
Changes of assumptions	-	18,877	-	-	-	-	13,167
Benefit payments, including refunds of employee contributions	(38,162)	(20,377)	(19,976)	(18,497)	-	-	-
Net change in total pension liability	411,091	(94,885)	11,149	101,936	281,441	243,488	118,131
Total pension liability - beginning	1,088,131	1,183,016	1,171,867	1,069,931	788,490	545,002	426,871
Total pension liability - ending (a)	\$ 1,499,222	\$ 1,088,131	\$ 1,183,016	\$ 1,171,867	\$ 1,069,931	\$ 788,490	\$ 545,002
Plan fiduciary net position							
Contributions - employer	\$ 54,503	\$ 60,931	\$ 78,110	\$ 59,415	\$ 65,465	\$ 66,642	\$ 66,189
Contributions - employee	20,694	20,201	24,618	35,965	41,048	37,135	33,116
Net investment income	12,533	48,166	54,497	80,385	3,376	13,985	31,663
Benefit payments, including refunds of employee contributions	(38,162)	(20,377)	(19,976)	(18,497)	-	-	-
Pension Plan Administrative Expense	(1,022)	(1,837)	(1,529)	(1,111)	(886)	(727)	-
Hall/Parker settlement	-	-	(51,583)	-	-	-	-
Other (net transfer)	-	(967)	7	(24,431)	33,985	79,324	(8,282)
Net change in plan fiduciary net position	48,546	106,117	84,144	131,726	142,988	196,359	122,686
Plan fiduciary net position - beginning	963,400	857,283	773,139	641,413	498,425	302,066	191,583
Plan fiduciary net position - ending (b)	\$ 1,011,946	\$ 963,400	\$ 857,283	\$ 773,139	\$ 641,413	\$ 498,425	\$ 314,269
Net pension liability - ending (a) - (b)	\$ 487,276	\$ 124,731	\$ 325,733	\$ 398,728	\$ 428,518	\$ 290,065	\$ 230,733
Plan fiduciary net position as a percentage of the total pension liability	67.50%	88.54%	72.47%	65.97%	59.95%	63.21%	57.66%
Covered valuation payroll	\$ 219,003	\$ 244,622	\$ 297,963	\$ 301,941	\$ 354,318	\$ 336,066	\$ 325,471
Net pension liability as a percentage of covered-employee payroll	222.50%	50.99%	109.32%	132.05%	120.94%	86.31%	70.89%

Note: The Town implemented GASB 68 in fiscal year 2015. Information prior to 2015 is not available.

TOWN OF HUACHUCA CITY, ARIZONA
Required Supplementary Information
Schedule of Changes in the Net Pension/OPEB Liability and Related Ratios
June 30, 2021

PSPRS-Health Insurance Premium Benefit	Reporting Fiscal Year (Measurement Date)			
	2021 (2020)	2020 (2019)	2019 (2018)	2018 (2017)
Total OPEB liability				
Service cost	\$ 1,914	\$ 1,341	\$ 1,311	\$ 1,902
Interest on total OPEB liability	2,719	2,827	2,439	3,564
Changes of benefit terms*	-	-	-	38
Difference between expected and actual experience of the total net OPEB liability	(12,394)	(6,557)	804	(17,131)
Changes of assumptions or other inputs	-	358	-	(2,647)
Benefit payments	-	-	-	-
Net change in total OPEB liability	<u>(7,761)</u>	<u>(2,031)</u>	<u>4,554</u>	<u>(14,274)</u>
Total OPEB liability - beginning	<u>34,824</u>	<u>36,855</u>	<u>32,301</u>	<u>46,575</u>
Total OPEB liability - ending (a)	<u>\$ 27,063</u>	<u>\$ 34,824</u>	<u>\$ 36,855</u>	<u>\$ 32,301</u>
Plan fiduciary net position				
Contributions - employer	\$ 1,433	\$ 1,206	\$ 2,221	\$ 2,862
Contributions - employee	-	-	-	-
Net investment income	440	1,704	1,932	2,674
Benefit payments	-	-	-	-
Administrative expense	(36)	(29)	(29)	(24)
Other changes	-	967	-	-
Net change in plan fiduciary net position	<u>1,837</u>	<u>3,848</u>	<u>4,124</u>	<u>5,512</u>
Plan fiduciary net position - beginning	<u>34,727</u>	<u>30,879</u>	<u>26,755</u>	<u>21,243</u>
Plan fiduciary net position - ending (b)	<u>\$ 36,564</u>	<u>\$ 34,727</u>	<u>\$ 30,879</u>	<u>\$ 26,755</u>
Net OPEB liability - ending (a) - (b)	<u>\$ (9,501)</u>	<u>\$ 97</u>	<u>\$ 5,976</u>	<u>\$ 5,546</u>
Plan fiduciary net position as a percentage of the total OPEB liability	135.11%	99.72%	83.79%	82.83%
Covered employee payroll	\$ 219,003	\$ 244,622	\$ 297,963	\$ 301,941
Net OPEB liability as a percentage of covered-employee payroll	-4.34%	0.04%	2.01%	1.84%

Note: The Town implemented GASB 75 in fiscal year 2018. Information prior to 2018 is not available.

TOWN OF HUACHUCA CITY, ARIZONA
Required Supplementary Information
Schedule of Pension/OPEB Contributions
June 30, 2021

PSPRS-Pensions

	Reporting Fiscal Year (Measurement Date)						
	2021 (2020)	2020 (2019)	2019 (2018)	2018 (2017)	2017 (2016)	2016 (2015)	2015 (2014)
Actuarially determined contribution	\$ 54,503	\$ 60,931	\$ 78,110	\$ 59,415	\$ 65,465	\$ 66,642	\$ 66,189
Contributions in relation to the actuarially determined contribution	\$ (54,503)	\$ (60,931)	\$ (78,110)	\$ (59,415)	\$ (65,465)	\$ (66,642)	\$ (66,189)
Contribution deficiency (excess)	<u>\$ -</u>	<u>\$ -</u>	<u>\$ -</u>	<u>\$ -</u>	<u>\$ -</u>	<u>\$ -</u>	<u>\$ -</u>
Covered-employee payroll	\$ 264,722	\$ 219,003	\$ 244,622	\$ 297,963	\$ 301,941	\$ 354,318	\$ 325,471
Contributions as a percentage of covered-employee payroll	20.59%	27.82%	31.93%	19.94%	21.68%	18.81%	20.34%

Note: The Town implemented GASB 68 in fiscal year 2015. Information prior to 2015 is not available.

PSPRS-Health Insurance Premium Benefit

	Reporting Fiscal Year (Measurement Date)			
	2021 (2020)	2020 (2019)	2019 (2018)	2018 (2017)
Actuarially determined contribution	\$ 1,433	\$ 1,206	\$ 2,221	\$ 2,862
Contributions in relation to the actuarially determined contribution	\$ (1,433)	\$ (1,206)	\$ (2,221)	\$ (2,862)
Contribution deficiency (excess)	<u>\$ -</u>	<u>\$ -</u>	<u>\$ -</u>	<u>\$ -</u>
Covered-employee payroll	\$ 264,722	\$ 219,003	\$ 244,622	\$ 297,963
Contributions as a percentage of covered-employee payroll		0.54%	0.55%	0.91%
				0.96%

Note: The Town implemented GASB 75 in fiscal year 2018. Information prior to 2018 is not available.

TOWN OF HUACHUCA CITY, ARIZONA
Required Supplementary Information
Notes to Pension/OPEB Plan Schedules
June 30, 2021

Note 1. Actuarially Determined Contribution Rates

Actuarially determined contribution rates for PSPRS are calculated as of June 30 two years prior to the end of the fiscal year in which contributions are made. The actuarial methods and assumptions used to establish the contribution requirements are as follows:

Actuarial cost method	Entry age normal
Amortization method	Level percent-of-pay, closed
Remaining amortization period as of the 2019 actuarial valuation	18 years
Asset valuation method	7-year smoothed market value; 80%/120% market corridor
Actuarial assumptions:	
Investment rate of return	In the 2017 actuarial valuation, the investment rate of return was decreased from 7.5% to 7.4%. In the 2016 actuarial valuation, the investment rate of return was decreased from 7.85% to 7.5%. In the 2013 actuarial valuation, the investment rate of return was decreased from 8.0% to 7.85%.
Projected salary increases	In the 2017 actuarial valuation, projected salary increases were decreased from 4.0%–8.0% to 3.5%–7.5% for PSPRS. In the 2014 actuarial valuation, projected salary increases were decreased from 4.5%–8.5% to 4.0%–8.0% for PSPRS. In the 2013 actuarial valuation, projected salary increases were decreased from 5.0%–9.0% to 4.5%–8.5% for PSPRS.
Wage growth	In the 2017 actuarial valuation, wage growth was decreased from 4% to 3.5% for PSPRS. In the 2014 actuarial valuation, wage growth was decreased from 4.5% to 4.0% for PSPRS. In the 2013 actuarial valuation, wage growth was decreased from 5.0% to 4.5% for PSPRS.
Retirement age	Experience-based table of rates that is specific to the type of eligibility condition. Last updated for the 2012 valuation pursuant to an experience study of the period July 1, 2006–June 30, 2011.
Mortality	In the 2017 actuarial valuation, changed to RP-2014 tables, with 75% of MP-2016 fully generational projection scales.RP-2000 mortality table (adjusted by 105% for both males and females)

Note 2. Factors that Affect Trends

Arizona courts have ruled that provisions of a 2011 law that changed the mechanism for funding permanent pension benefit increases and increased employee pension contribution rates were unconstitutional or a breach of contract because those provisions apply to individuals who were members as of the law’s effective date. As a result, the PSPRS changed benefit terms to reflect the prior mechanism for funding permanent benefit increases for those members and revised actuarial assumptions to explicitly value future permanent benefit increases. PSPRS also reduced those members’ employee contribution rates. These changes are reflected in the plans’ pension liabilities for fiscal year 2015 (measurement date 2014) for members who were retired as of the law’s effective date and fiscal year 2018 (measurement date 2017) for members who retired or will retire after the law’s effective date.

TOWN OF HUACHUCA CITY, ARIZONA
Required Supplementary Information
Notes to Pension/OPEB Plan Schedules
June 30, 2021

Note 2. Factors that Affect Trends, Continued

These changes also increased the PSPRS required pension contributions beginning in fiscal year 2016 for members who were retired as of the law's effective date. These changes increased the PSPRS required contributions beginning in fiscal year 2019 for members who retired or will retire after the law's effective date. Also, the Town refunded excess employee contributions to PSPRS members. PSPRS allowed the Town to reduce its actual employer contributions for the refund amounts. As a result, the Town's pension contributions were less than the actuarially or statutorily determined contributions for 2018 and 2019.

This page intentionally left blank.

REQUIRED SUPPLEMENTARY INFORMATION

BUDGETARY COMPARISON SCHEDULES

FOR THE FOLLOWING MAJOR FUNDS:

- The **General Fund** is the Town's primary operating fund. It accounts for all financial resources of the general government, except for those accounted for in another fund.
- The **Streets Fund** accounts for the operation and maintenance of the Town's streets, rights of way and street lighting throughout the Town.

TOWN OF HUACHUCA CITY, ARIZONA
GENERAL FUND
Schedule of Revenues, Expenditures and Changes in Fund Balance
Budget and Actual
For the Year Ended June 30, 2021

	Budgeted Amounts		Actual	Variance Positive (Negative)
	Original	Final		
REVENUES:				
Taxes:				
City sales tax	\$ 328,787	\$ 328,787	\$ 345,694	\$ 16,907
Property taxes	105,326	105,326	89,574	(15,752)
Franchise taxes	21,300	21,300	16,655	(4,645)
Total taxes	<u>455,413</u> #	<u>455,413</u>	<u>451,923</u>	<u>(3,490)</u>
Fines and forfeitures	117,500	117,500	147,229	29,729
Licenses and permits	26,750	26,750	24,857	(1,893)
Intergovernmental:				
State sales tax	157,371	157,371	205,947	48,576
Auto lieu tax	110,974	110,974	109,635	(1,339)
Urban revenue sharing	248,099	248,099	248,099	-
Other Intergovernmental revenues	<u>2,810,000</u>	<u>2,810,000</u>	<u>129,390</u>	<u>(2,680,610)</u>
Total intergovernmental	<u>3,326,444</u>	<u>3,326,444</u>	<u>693,071</u>	<u>(2,633,373)</u>
Charges for services	56,000	56,000	14,709	(41,291)
Investment earnings	40,000	40,000	26,601	(13,399)
Other revenues:				
Landfill land lease	702,955	702,955	571,193	(131,762)
Contributions	15,000	15,000	5,359	(9,641)
Miscellaneous	<u>331,864</u>	<u>331,864</u>	<u>35,642</u>	<u>(296,222)</u>
Total other revenues	<u>1,049,819</u>	<u>1,049,819</u>	<u>612,194</u>	<u>(437,625)</u>
Total revenues	<u>5,071,926</u>	<u>5,071,926</u>	<u>1,970,584</u>	<u>(3,101,342)</u>
EXPENDITURES:				
General government				
Mayor and council	60,550	60,550	69,174	(8,624)
Administration	916,315	916,315	325,297	591,018
Information systems	71,545	71,545	38,062	33,483
Animal shelter	5,000	5,000	-	5,000
Public works administration	71,602	71,602	77,629	(6,027)
City bus	127,700	127,700	12,049	115,651
Building inspector	<u>66,620</u>	<u>66,620</u>	<u>58,737</u>	<u>7,883</u>
Total general government	<u>1,319,332</u>	<u>1,319,332</u>	<u>580,948</u>	<u>738,384</u>

(Continued)

TOWN OF HUACHUCA CITY, ARIZONA
GENERAL FUND
Schedule of Revenues, Expenditures and Changes in Fund Balance
Budget and Actual
For the Year Ended June 30, 2021

	Budgeted Amounts		Actual	Variance Positive (Negative)
	Original	Final		
Public safety				
Police department	753,176	753,176	645,847	107,329
Fire department	425,200	425,200	223,547	201,653
City magistrate	71,218	71,218	70,472	746
Total public safety	<u>1,249,594</u>	<u>1,249,594</u>	<u>939,866</u>	<u>309,728</u>
Culture and recreation				
Parks	12,260	12,260	8,535	3,725
Swimming pool	25,902	25,902	27,770	(1,868)
Library	323,948	323,948	134,147	189,801
Senior citizens' center	57,000	57,000	3,929	53,071
Total culture and recreation	<u>419,110</u>	<u>419,110</u>	<u>174,381</u>	<u>244,729</u>
Capital outlay	2,062,690	2,062,690	250,677	1,812,013
Debt service:				
Principal	31,154	31,154	48,367	(17,213)
Interest	20,046	20,046	20,046	-
Total debt service	<u>2,113,890</u>	<u>2,113,890</u>	<u>319,090</u>	<u>1,794,800</u>
Total expenditures	<u>5,101,926</u>	<u>5,101,926</u>	<u>2,014,285</u>	<u>3,087,641</u>
Excess of revenues over (under) expenditures	<u>(30,000)</u>	<u>(30,000)</u>	<u>(43,701)</u>	<u>(13,701)</u>
Other financing sources (uses):				
Debt proceeds	-	-	124,864	124,864
Sale of capital assets	20,000	20,000	30,984	10,984
Gain/(loss) on investments	10,000	10,000	10,511	511
Transfer from other funds	-	-	2,855	2,855
Transfer to other funds	-	-	(8,542)	(8,542)
Total other financing sources (uses)	<u>30,000</u>	<u>30,000</u>	<u>160,672</u>	<u>130,672</u>
Net change in fund balance	-	-	116,971	116,971
Fund balance, beginning of year	(1,922,948)	(1,922,948)	(1,922,948)	-
Fund balance, end of year	<u>\$ (1,922,948)</u>	<u>\$ (1,922,948)</u>	<u>\$ (1,805,977)</u>	<u>\$ 116,971</u>

TOWN OF HUACHUCA CITY, ARIZONA
STREETS FUND
Schedule of Revenues, Expenditures and Changes in Fund Balance
Budget and Actual
For the Year Ended June 30, 2021

	<u>Budgeted Amounts</u>		<u>Actual</u>	<u>Variance Positive (Negative)</u>
	<u>Original</u>	<u>Final</u>		
REVENUES:				
Intergovernmental	\$ 329,125	\$ 329,125	\$ 165,953	\$ (163,172)
Miscellaneous	100	100	-	(100)
Total revenues	<u>329,225</u>	<u>329,225</u>	<u>165,953</u>	<u>(163,172)</u>
EXPENDITURES:				
Streets	303,500	303,500	10,323	293,177
Capital outlay	25,725	25,725	-	25,725
Total expenditures	<u>329,225</u>	<u>329,225</u>	<u>10,323</u>	<u>318,902</u>
Excess of revenues over (under) expenditures	<u>-</u>	<u>-</u>	<u>155,630</u>	<u>155,630</u>
Net change in fund balance	-	-	155,630	155,630
Fund balance, beginning of year	<u>1,166,232</u>	<u>1,166,232</u>	<u>1,166,232</u>	<u>-</u>
Fund balance, end of year	<u><u>\$ 1,166,232</u></u>	<u><u>\$ 1,166,232</u></u>	<u><u>\$ 1,321,862</u></u>	<u><u>\$ 155,630</u></u>

SUPPLEMENTARY INFORMATION
COMBINING STATEMENTS AND
BUDGETARY COMPARISON SCHEDULES
NON-MAJOR GOVERNMENTAL FUNDS

Special Revenue Funds

Special Revenue Funds are used to account for specific revenues that are legally restricted to expenditures for a particular purpose.

- The **Police Grants Fund** is used to account for federal and state grants and contributions that are restricted for police.
- The **Grant Opportunity Fund** is used to account for federal and state grants and other contributions that are restricted for specific use.
- The **Library Grant Fund** is used to account for federal and state grants and contributions that are restricted for the library's use.

TOWN OF HUACHUCA CITY, ARIZONA
Combining Balance Sheet
Non-major Governmental Funds
June 30, 2021

	Special Revenue Funds			Total Non-major Funds
	Police Grants	Grant Opportunity	Library Grant	
ASSETS				
Cash and investments	\$ -	\$ 3,541	\$ -	\$ 3,541
Receivables:				
Intergovernmental	2,384	-	-	2,384
Total assets	\$ 2,384	\$ 3,541	\$ -	\$ 5,925
LIABILITIES				
Liabilities:				
Due to other funds	\$ 2,384	\$ -	\$ -	\$ 2,384
Total liabilities	2,384	-	-	2,384
FUND BALANCES				
Restricted for:				
Culture and recreation	-	3,541	-	3,541
Total fund balances (deficit)	-	3,541	-	3,541
Total liabilities, deferred inflows of resources, and fund balances	\$ 2,384	\$ 3,541	\$ -	\$ 5,925

TOWN OF HUACHUCA CITY, ARIZONA
Combining Statement of Revenues, Expenditures and Changes in Fund Balances
Non-major Governmental Funds
For the Year Ended June 30, 2021

	Special Revenue Funds			Total Non-major Funds
	Police Grants	Grant Opportunity	Library Grant	
REVENUES				
Intergovernmental revenue	\$ 17,127	\$ 210,305	\$ -	\$ 227,432
Total revenues	<u>17,127</u>	<u>210,305</u>	<u>-</u>	<u>227,432</u>
EXPENDITURES				
Current:				
Public safety	25,669	199,305	-	224,974
Community development	-	11,000	-	11,000
Culture and recreation	-	199	-	199
Total expenditures	<u>25,669</u>	<u>210,504</u>	<u>-</u>	<u>236,173</u>
Excess of revenues over (under) expenditures	<u>(8,542)</u>	<u>(199)</u>	<u>-</u>	<u>(8,741)</u>
OTHER FINANCING SOURCES (USES)				
Transfers out	-	-	(2,855)	(2,855)
Transfers in	8,542	-	-	8,542
Total other financing sources (uses)	<u>8,542</u>	<u>-</u>	<u>(2,855)</u>	<u>5,687</u>
Net change in fund balances	-	(199)	(2,855)	(3,054)
Fund balances (deficits), beginning of year	-	3,740	2,855	6,595
Fund balances (deficits), end of year	<u>\$ -</u>	<u>\$ 3,541</u>	<u>\$ -</u>	<u>\$ 3,541</u>

TOWN OF HUACHUCA CITY, ARIZONA
POLICE GRANTS
SPECIAL REVENUE FUND
Schedule of Revenues, Expenditures and Changes in Fund Balance
Budget and Actual
For the Year Ended June 30, 2021

	<u>Budgeted Amounts</u>			Variance Favorable (Unfavorable)
	<u>Original</u>	<u>Final</u>	<u>Actual</u>	
REVENUES				
Intergovernmental revenue	\$ 185,000	\$ 185,000	\$ 17,127	\$ (167,873)
Total revenues	<u>185,000</u>	<u>185,000</u>	<u>17,127</u>	<u>(167,873)</u>
EXPENDITURES				
Current:				
Public safety	185,000	185,000	25,669	159,331
Total expenditures	<u>185,000</u>	<u>185,000</u>	<u>25,669</u>	<u>159,331</u>
Excess of revenues over (under) expenditures	<u>-</u>	<u>-</u>	<u>(8,542)</u>	<u>(8,542)</u>
OTHER FINANCING SOURCES (USES)				
Transfers in	-	-	8,542	8,542
Total other financing sources (uses)	<u>-</u>	<u>-</u>	<u>8,542</u>	<u>8,542</u>
Net change in fund balances	-	-	-	-
Fund balance, beginning of year	-	-	-	-
Fund balance, end of year	<u>\$ -</u>	<u>\$ -</u>	<u>\$ -</u>	<u>\$ -</u>

TOWN OF HUACHUCA CITY, ARIZONA
GRANT OPPORTUNITY
SPECIAL REVENUE FUND
Schedule of Revenues, Expenditures and Changes in Fund Balance
Budget and Actual
For the Year Ended June 30, 2021

	<u>Budgeted Amounts</u>			Variance Favorable (Unfavorable)
	<u>Original</u>	<u>Final</u>	<u>Actual</u>	
REVENUES				
Intergovernmental revenue	\$ 250,000	\$ 250,000	\$ 210,305	\$ (39,695)
Contributions	6,000	6,000	-	(6,000)
Total revenues	<u>256,000</u>	<u>256,000</u>	<u>210,305</u>	<u>(45,695)</u>
EXPENDITURES				
Current:				
Public safety	-	-	199,305	(199,305)
Community development	-	-	11,000	(11,000)
Culture and recreation	6,000	6,000	199	5,801
Total expenditures	<u>6,000</u>	<u>6,000</u>	<u>210,504</u>	<u>(204,504)</u>
Excess of revenues over (under) expenditures	<u>250,000</u>	<u>250,000</u>	<u>(199)</u>	<u>(250,199)</u>
Fund balance, beginning of year	<u>3,740</u>	<u>3,740</u>	<u>3,740</u>	<u>-</u>
Fund balance, end of year	<u>\$ 253,740</u>	<u>\$ 253,740</u>	<u>\$ 3,541</u>	<u>\$ (250,199)</u>

TOWN OF HUACHUCA CITY, ARIZONA
LIBRARY GRANT
SPECIAL REVENUE FUND
Schedule of Revenues, Expenditures and Changes in Fund Balance
Budget and Actual
For the Year Ended June 30, 2021

	<u>Budgeted Amounts</u>			Variance Favorable (Unfavorable)
	<u>Original</u>	<u>Final</u>	<u>Actual</u>	
REVENUES				
Total revenues	\$ -	\$ -	\$ -	\$ -
EXPENDITURES				
Total expenditures	-	-	-	-
Excess of revenues over (under) expenditures	-	-	-	-
OTHER FINANCING SOURCES (USES)				
Transfers out	-	-	(2,855)	2,855
Total other financing sources (uses)	-	-	(2,855)	2,855
Net change in fund balances	-	-	(2,855)	2,855
Fund balance, beginning of year	2,855	2,855	2,855	-
Fund balance, end of year	<u>\$ 2,855</u>	<u>\$ 2,855</u>	<u>\$ -</u>	<u>\$ 2,855</u>

OTHER COMMUNICATIONS FROM INDEPENDENT AUDITORS



HINTONBURDICK
CPAs & ADVISORS

**Independent Auditors' Report on Internal Control Over
Financial Reporting and on Compliance and Other Matters
Based on an Audit of Financial Statements Performed
in Accordance with *Government Auditing Standards***

The Honorable Mayor and
Town Council
Town of Huachuca City, Arizona

We have audited, in accordance with auditing standards generally accepted in the United States of America and the standards applicable to financial audits contained in *Government Auditing Standards*, issued by the Comptroller General of the United States, the financial statements of the governmental activities, the business-type activities, each major fund, and the aggregate remaining fund information of the Town of Huachuca City, Arizona as of and for the year ended June 30, 2021, and the related notes to the financial statements, which collectively comprise the Town of Huachuca City, Arizona's basic financial statements, and have issued our report thereon dated November 7, 2022.

Internal Control over Financial Reporting

In planning and performing our audit of the financial statements, we considered the Town of Huachuca City, Arizona's internal control over financial reporting (internal control) as a basis for designing audit procedures that are appropriate in the circumstances for the purpose of expressing our opinions on the financial statements, but not for the purpose of expressing an opinion on the effectiveness of the Town of Huachuca City, Arizona's internal control. Accordingly, we do not express an opinion on the effectiveness of the Town of Huachuca City, Arizona's internal control.

A *deficiency in internal control* exists when the design or operation of a control does not allow management or employees, in the normal course of performing their assigned functions, to prevent, or detect and correct, misstatements on a timely basis. A *material weakness* is a deficiency, or a combination of deficiencies, in internal control such that there is a reasonable possibility that a material misstatement of the entity's financial statements will not be prevented, or detected and corrected on a timely basis. A *significant deficiency* is a deficiency, or a combination of deficiencies, in internal control that is less severe than a material weakness, yet important enough to merit attention by those charged with governance.

Our consideration of internal control was for the limited purpose described in the first paragraph of this section and was not designed to identify all deficiencies in internal control that might be material weaknesses or significant deficiencies and therefore, material weaknesses or significant deficiencies may exist that were not identified. We did identify certain deficiencies in internal control that we consider to be significant deficiencies.

2018-002 Misstatements and Reconciliations (reissued)

Compliance and Other Matters

As part of obtaining reasonable assurance about whether the Town of Huachuca City, Arizona's financial statements are free of material misstatement, we performed tests of its compliance with certain provisions of laws, regulations, contracts, and grant agreements, noncompliance with which could have a direct and material effect on the financial statements. However, providing an opinion on compliance with those provisions was not an objective of our audit, and accordingly, we do not express such an opinion. The results of our tests disclosed the following instances of noncompliance or other matters that are required to be reported under *Government Auditing Standards*.

2018-003 General Fund Deficit and Interfund Payables (reissued)

Purpose of this Report

The purpose of this report is solely to describe the scope of our testing of internal control and compliance and the results of that testing, and not to provide an opinion on the effectiveness of the entity's internal control or on compliance. This report is an integral part of an audit performed in accordance with *Government Auditing Standards* in considering the entity's internal control and compliance. Accordingly, this communication is not suitable for any other purpose.



HintonBurdick, PLLC
Gilbert, Arizona
November 7, 2022



Independent Auditors' Report on State Legal Compliance

The Honorable Mayor and
Town Council
Town of Huachuca City, Arizona

We have audited the basic financial statements of the Town of Huachuca City, Arizona for the year ended June 30, 2021, and have issued our report thereon dated November 7, 2022. Our audit also included test work on the Town of Huachuca City's compliance with selected requirements identified in the State of Arizona Revised Statutes and the Arizona State Constitution including, but not limited to, Title 28, Chapter 18, Article 2.

The management of the Town of Huachuca City is responsible for the Town's compliance with all requirements identified above. Our responsibility is to express an opinion on compliance with those requirements based on our audit; accordingly, we make the following statements:


The Town of Huachuca City has established separate funds to account for Highway User Revenue funds and Local Transportation Assistance funds. Highway user revenue fund monies received by the Town of Huachuca City pursuant to Title 28, Chapter 18, Article 2 and other dedicated state transportation revenues received during the current fiscal year appear to have been used solely for authorized purposes. The funds are administered in accordance with Generally Accepted Accounting Principles. Sources of revenues available and fund balances are reflected in the individual fund financial statements.

Our opinion regarding the Town's compliance with annual expenditure limitations has been issued separately with the Town's Annual Expenditure Limitation Report.

We conducted our audit in accordance with auditing standards generally accepted in the United States of America and *Government Auditing Standards*, issued by the Comptroller General of the United States. Those standards require that we plan and perform the audit to obtain reasonable assurance about whether material noncompliance with the requirements referred to above occurred. An audit includes examining, on a test basis, evidence about the Town's compliance with those requirements. We believe that our audit provides a reasonable basis for our opinion.

In our opinion, the Town of Huachuca City complied, in all material respects, with the requirements identified above for the year ended June 30, 2021.

The purpose of this report is solely to describe the scope of our testing of the applicable compliance requirements identified in the Arizona Revised Statutes as noted above and the results of that testing based on the state requirements. Accordingly, this report is not suitable for any other purpose.


HintonBurdick, PLLC
Gilbert, Arizona
November 7, 2022

This page intentionally left blank